



THE RADIANCE COLLECTION

Semi-Detached Homes

Plan	Beds Baths	Garage	SQFT	Price ¹	Proposed HST Rebate ²	New Price After Rebate ³
Amber A	3 2.5	One-Car	1,350	\$608,789	\$48,799	\$559,990
Amber B	3 2.5	One-Car	1,350	\$620,089	\$50,099	\$569,990
Amber C	3 2.5	One-Car	1,350	\$631,389	\$51,399	\$579,990
Cardinal A	3 2.5	One-Car	1,510	\$631,389	\$51,399	\$579,990
Cardinal B	3 2.5	One-Car	1,510	\$642,689	\$52,699	\$589,990
Cardinal C	3 2.5	One-Car	1,510	\$653,989	\$53,999	\$599,990
Sapphire A	3 2.5	One-Car	1,760	\$653,989	\$53,999	\$599,990
Sapphire B	3 2.5	One-Car	1,760	\$665,289	\$55,299	\$609,990
Sapphire C	3 2.5	One-Car	1,760	\$676,589	\$56,599	\$619,990

SALES PROFESSIONAL

Brenda Kearley
bkearley@fusionhomes.com
226-343-2554

¹Price includes existing New Home HST Rebate of \$24,000. See Sales Professional for details. Some lots may carry premiums. All Prices include G.S.T./H.S.T. with the contemplation that the Purchaser will assign the existing New Home HST Rebate on closing. The federal and the provincial governments have proposed additional HST rebates, subject to eligibility. Restrictions apply. Prices, promotions and features are subject to change without notice. ²Proposed HST Rebate amounts are subject to the approval and implementation of applicable government legislation and purchaser eligibility, as per federal and provincial governments. ³New Price After Rebate is the effective amount (subject to adjustments) that the Purchaser would pay on closing, subject to all of the proposed rebates coming into force, the Purchaser qualifying for the proposed rebates, and assigning the proposed rebates to the Vendor. See agreement of purchase and sale for further details. E. & O.E. (April 2026).



THE NOVA SERIES
Two-Storey Detached Homes on 30ft Lots

Plan	Beds Baths	Garage	SQFT	Price ¹	Proposed HST Rebate ²	New Price After Rebate ³
Orla A	3 1.5*	One-Car	1,700	\$659,639	\$54,649	\$604,990
Orla C	3 1.5*	One-Car	1,700	\$670,939	\$55,949	\$614,990
Mika A	3* 1.5*	One-Car	1,850	\$682,239	\$57,249	\$624,990
Mika C	3* 1.5*	One-Car	1,850	\$693,539	\$58,549	\$634,990

*Optional additional bedroom and/or bathroom available.

SALES PROFESSIONAL
Brenda Kearley
bkearley@fusionhomes.com
226-343-2554

¹Price includes existing New Home HST Rebate of \$24,000. See Sales Professional for details. Some lots may carry premiums. All Prices include G.S.T./H.S.T. with the contemplation that the Purchaser will assign the existing New Home HST Rebate on closing. The federal and the provincial governments have proposed additional HST rebates, subject to eligibility. Restrictions apply. Prices, promotions and features are subject to change without notice. ²Proposed HST Rebate amounts are subject to the approval and implementation of applicable government legislation and purchaser eligibility, as per federal and provincial governments. ³New Price After Rebate is the effective amount (subject to adjustments) that the Purchaser would pay on closing, subject to all of the proposed rebates coming into force, the Purchaser qualifying for the proposed rebates, and assigning the proposed rebates to the Vendor. See agreement of purchase and sale for further details. E. & O.E. (June 2026).



THE AVIA SERIES
Two-Storey Detached Homes on 30ft Lots

Plan	Beds Baths	Garage	SQFT	Price ¹	Proposed HST Rebate ²	New Price After Rebate ³
Alta A	3 2.5	One-Car	1,700	\$704,839	\$59,849	\$644,990
Alta B	3 2.5	One-Car	1,700	\$716,139	\$61,149	\$654,990
Alta C	3 2.5	One-Car	1,700	\$727,439	\$62,449	\$664,990
Alta D	3 2.5	One-Car	1,700	\$738,739	\$63,749	\$674,990
Kade A	3* 2.5	One-Car	1,850	\$721,789	\$61,799	\$659,990
Kade B	3* 2.5	One-Car	1,850	\$733,089	\$63,099	\$669,990
Kade C	3* 2.5	One-Car	1,850	\$744,389	\$64,399	\$679,990
Kade D	3* 2.5	One-Car	1,850	\$755,689	\$65,699	\$689,990
Shay A	3* 2.5	One-Car	1,890	\$733,089	\$63,099	\$669,990
Shay B	3* 2.5	One-Car	1,890	\$744,389	\$64,399	\$679,990
Shay D	3* 2.5	One-Car	1,890	\$766,989	\$66,999	\$699,990
Kyra A	3* 2.5	One-Car	1,900	\$738,739	\$63,749	\$674,990
Kyra B	3* 2.5	One-Car	1,900	\$750,039	\$65,049	\$684,990
Kyra D	3* 2.5	One-Car	1,900	\$772,639	\$67,649	\$704,990
Dane A	3* 2.5	One-Car	2,000	\$761,339	\$66,349	\$694,990
Dane B	3* 2.5	One-Car	2,000	\$772,639	\$67,649	\$704,990
Dane C	3* 2.5	One-Car	2,000	\$783,939	\$68,949	\$714,990
Dane D	3* 2.5	One-Car	2,000	\$795,239	\$70,249	\$724,990
Theo A	3* 2.5	One-Car	2,100	\$778,289	\$68,299	\$709,990
Theo C	3* 2.5	One-Car	2,100	\$800,889	\$70,899	\$729,990
Hugh A	4 2.5*	One-Car	2,300	\$806,539	\$71,549	\$734,990
Hugh C	4 2.5*	One-Car	2,300	\$829,139	\$74,149	\$754,990
Bria A	4 2.5*	One-Car	2,400	\$829,139	\$74,149	\$754,990
Bria C	4 2.5*	One-Car	2,400	\$851,739	\$76,749	\$774,990

*Optional additional bedroom and/or bathroom available.

SALES PROFESSIONAL

Brenda Kearley
bkearley@fusionhomes.com
226-343-2554

¹Price includes existing New Home HST Rebate of \$24,000. See Sales Professional for details. Some lots may carry premiums. All Prices include G.S.T./H.S.T. with the contemplation that the Purchaser will assign the existing New Home HST Rebate on closing. The federal and the provincial governments have proposed additional HST rebates, subject to eligibility. Restrictions apply. Prices, promotions and features are subject to change without notice. ²Proposed HST Rebate amounts are subject to the approval and implementation of applicable government legislation and purchaser eligibility, as per federal and provincial governments. ³New Price After Rebate is the effective amount (subject to adjustments) that the Purchaser would pay on closing, subject to all of the proposed rebates coming into force, the Purchaser qualifying for the proposed rebates, and assigning the proposed rebates to the Vendor. See agreement of purchase and sale for further details. E. & O.E. (June 2026).





THE NOVA SERIES
Two-Storey Detached Homes on 34ft Lots

Plan	Beds Baths	Garage	SQFT	Price ¹	Proposed HST Rebate ²	New Price After Rebate ³
Primori A	4 1.5*	Oversized One-Car	1,925	\$716,139	\$61,149	\$654,990
Primori C	4 1.5*	Oversized One-Car	1,925	\$727,439	\$62,449	\$664,990
Naveen A	3 1.5*	Two-Car	2,050	\$738,739	\$63,749	\$674,990
Naveen C	3 1.5*	Two-Car	2,050	\$750,039	\$65,049	\$684,990

*Optional additional bathroom available.

SALES PROFESSIONAL
Brenda Kearley
bkearley@fusionhomes.com
226-343-2554

¹Price includes existing New Home HST Rebate of \$24,000. See Sales Professional for details. Some lots may carry premiums. All Prices include G.S.T./H.S.T. with the contemplation that the Purchaser will assign the existing New Home HST Rebate on closing. The federal and the provincial governments have proposed additional HST rebates, subject to eligibility. Restrictions apply. Prices, promotions and features are subject to change without notice. ²Proposed HST Rebate amounts are subject to the approval and implementation of applicable government legislation and purchaser eligibility, as per federal and provincial governments. ³New Price After Rebate is the effective amount (subject to adjustments) that the Purchaser would pay on closing, subject to all of the proposed rebates coming into force, the Purchaser qualifying for the proposed rebates, and assigning the proposed rebates to the Vendor. See agreement of purchase and sale for further details. E. & O.E. (June 2026).



THE CULMINATION SERIES
Two-Storey Detached Homes on 34ft Lots

Plan	Beds Baths	Garage	SQFT	Price ¹	Proposed HST Rebate ²	New Price After Rebate ³
Oxford 34 IV A	3 2.5	Oversized One-Car	1,925	\$750,039	\$65,049	\$684,990
Oxford 34 IV B	3 2.5	Oversized One-Car	1,925	\$761,339	\$66,349	\$694,990
Manchester 34 IV A	4 2.5	Oversized One-Car	1,925	\$750,039	\$65,049	\$684,990
Manchester 34 IV B	4 2.5	Oversized One-Car	1,925	\$761,339	\$66,349	\$694,990
Rockwell 34 IV A	3 2.5	Oversized Two-Car	2,050	\$778,289	\$68,299	\$709,990
Rockwell 34 IV B	3 2.5	Oversized Two-Car	2,050	\$789,589	\$69,599	\$719,990
Knight 34 IV A	3 2.5	Two-Car	2,300	\$817,839	\$72,849	\$744,990
Knight 34 IV B	3 2.5	Two-Car	2,300	\$829,139	\$74,149	\$754,990
Brockton 34 IV A	4 2.5*	Two-Car	2,400	\$863,039	\$78,049	\$784,990
Brockton 34 IV B	4 2.5*	Two-Car	2,400	\$874,339	\$79,349	\$794,990
Kahlo 34 IV A	4 3.5	Two-Car	2,600	\$879,989	\$79,999	\$799,990
Kahlo 34 IV B	4 3.5	Two-Car	2,600	\$891,289	\$81,299	\$809,990
Hampton 34 IV A	4 3.5	Two-Car	2,600	\$879,989	\$79,999	\$799,990
Hampton 34 IV B	4 3.5	Two-Car	2,600	\$891,289	\$81,299	\$809,990

*Optional additional bedroom and/or bathroom available.

SALES PROFESSIONAL

Brenda Kearley
bkearley@fusionhomes.com
226-343-2554

¹Price includes existing New Home HST Rebate of \$24,000. See Sales Professional for details. Some lots may carry premiums. All Prices include G.S.T./H.S.T. with the contemplation that the Purchaser will assign the existing New Home HST Rebate on closing. The federal and the provincial governments have proposed additional HST rebates, subject to eligibility. Restrictions apply. Prices, promotions and features are subject to change without notice. ²Proposed HST Rebate amounts are subject to the approval and implementation of applicable government legislation and purchaser eligibility, as per federal and provincial governments. ³New Price After Rebate is the effective amount (subject to adjustments) that the Purchaser would pay on closing, subject to all of the proposed rebates coming into force, the Purchaser qualifying for the proposed rebates, and assigning the proposed rebates to the Vendor. See agreement of purchase and sale for further details. E. & O.E. (June 2026).



DEPOSIT STRUCTURE

Standard

\$5,000 at Signing
Balance to 5% in 30 Days
1% in 60 Days
1% in 90 Days
Balance to 10% in 120 Days

Total Deposit: 10%

First Time Homebuyer Exclusive

\$5,000 at Signing
Balance to 5% in 30 Days
-
-
-

Total Deposit: 5%

Unrivaled Warranty: **2x Industry Standard**

Premium Quality Standards And Inclusions

Speak To A Sales Professional For More Details On Standard Inclusions

No Hidden Fees
\$0 Development Fees
\$0 Levies
\$0 Tarion Registration Fees

SALES PROFESSIONAL

Brenda Kearley
bkearley@fusionhomes.com
226-343-2554

SALES OFFICE

220 Cardinal Drive, Woodstock ON
Mon – Wed 2PM – 7PM
Sat & Sun 12PM – 5PM

See Sales Professional for details. Some lots may carry premiums. All prices include G.S.T./H.S.T. where applicable. Prices, promotions, deposits and features subject to change without notice E & O.E. (May 2026)



THE RADIANCE COLLECTION

Semi-Detached Homes

Quality Construction

- Oversized 40" x 24" operating basement windows (as per plan)
- Rough-in for future 3-piece bathroom in basement
- California ceilings throughout
- Closets featuring full swing doors in lieu of bi-fold (as per plan)
- 7lb carpet underlay
- Installed piping for dryer vents (purchaser to connect to dryer)

Luxury Bathrooms

- Primary bedroom ensuite (as per plan)
- Luxurious soaker tubs in all baths
- Ceramic on ceilings in all showers
- Upgraded bathroom exhaust fans
- Ceramic floor tiles (as per plan)
- Ceramic wall tiles for tub surrounds (as per plan)
- Vanities included in all powder rooms (as per plan)

Distinctive Exteriors

- Brick over first floor windows and doors on front elevation (as per plan)
- Walkway to front entry from paved driveway (12" x 12" paving stones)
- 8" round, vinyl exterior columns (B elevations only)
- Upgraded window colour (as per exterior color package)
- Rectangular Address Stone

Sophisticated Finishes

- Premium carpet offering
- 4" baseboards with 2 ¾" casing
- One light fixture in each room, including walk-in closets
- Decora light switches and plugs throughout entire home
- Space saving configuration for shelving in walk-in closets
- Choice of standard interior paint (entire home)
- Satin nickel door levers

Gourmet Kitchens

- Custom cabinetry with soft close cabinet doors and drawers
- Ceramic floor tiles (as per plan)
- Quartz countertops
- Double stainless steel undermount sink
- Single lever pull down faucet

Green Living

- Water saver taps
- Low E windows with Argon
- Eco American Standard dual flush toilets
- Programmable digital thermostat
- R-27 insulated above-grade 2"x6" walls
- R-20 full height blanket insulation in basement
- R-31 insulated floor over unheated space
- R-60 insulation in attic
- Water softener & high-efficiency hot water heater (rentals)
- High-efficiency furnace
- Energy saving bulbs in interior and exterior fixtures (Note: some light fixtures may not be able to accommodate these bulbs)
- Energy Recovery Ventilator (ERV) system

All prices include G.S.T./H.S.T. where applicable.
Prices and features subject to change without notice E & O.E. (October 8, 2025)



THE NOVA SERIES

Two-Storey Detached Homes on 30ft Lots

Quality Construction

- Oversized 40" x 24" operating basement windows (as per plan)
- Rough-in for future 3-piece bathroom in basement
- California ceilings throughout
- Closets featuring full swing doors in lieu of bi-fold (as per plan)
- 7lb carpet underlay
- Installed piping for dryer vents (purchaser to connect to dryer)

Luxury Bathrooms

- Primary bedroom ensuite (as per plan)
- Luxurious soaker tubs in all baths
- Ceramic on ceilings in all showers
- Upgraded bathroom exhaust fans
- Ceramic floor tiles (as per plan)
- Ceramic wall tiles for tub surrounds (as per plan)
- Vanities included in all powder rooms (as per plan)

Distinctive Exteriors

- Brick over first floor windows and doors on front elevation (as per plan)
- Walkway to front entry from paved driveway (12" x 12" paving stones)
- 8" round, vinyl exterior columns (B elevations only)
- Upgraded window colour (as per exterior color package)
- Rectangular Address Stone

Sophisticated Finishes

- Premium carpet offering
- 4" baseboards with 2 3/4" casing
- One light fixture in each room, including walk-in closets
- Decora light switches and plugs throughout entire home
- Space saving configuration for shelving in walk-in closets
- Choice of standard interior paint (entire home)

Gourmet Kitchens

- Custom cabinetry with soft close cabinet doors and drawers
- Ceramic floor tiles (as per plan)

Green Living

- Water saver taps
- Low E windows with Argon
- Eco American Standard dual flush toilets
- Programmable digital thermostat
- R-27 insulated above-grade 2"x6" walls
- R-20 full height blanket insulation in basement
- R-31 insulated floor over unheated space
- R-60 insulation in attic
- Water softener & high-efficiency hot water heater (rentals)
- High-efficiency furnace
- Energy saving bulbs in interior and exterior fixtures (Note: some light fixtures may not be able to accommodate these bulbs)
- Energy Recovery Ventilator (ERV) system

All prices include G.S.T./H.S.T. where applicable.
Prices and features subject to change without notice E & O.E. (October 8, 2025)



THE AVIA SERIES

Two-Storey Detached Homes on 30ft Lots

Quality Construction

- Oversized 40" x 24" operating basement windows (as per plan)
- Rough-in for future 3-piece bathroom in basement
- California ceilings throughout
- Closets featuring full swing doors in lieu of bi-fold (as per plan)
- 7lb carpet underlay
- Installed piping for dryer vents (purchaser to connect to dryer)
- 9' Main floor ceiling height

Luxury Bathrooms

- Primary bedroom ensuite (as per plan)
- Luxurious soaker tubs in all baths
- Ceramic on ceilings in all showers
- Upgraded bathroom exhaust fans
- Ceramic floor tiles (as per plan)
- Ceramic wall tiles for tub surrounds (as per plan)
- Vanities included in all powder rooms (as per plan)

Distinctive Exteriors

- Brick over first floor windows and doors on front elevation (as per plan)
- Walkway to front entry from paved driveway (12" x 12" paving stones)
- 8" round, vinyl exterior columns (B elevations only)
- Upgraded window colour (as per exterior color package)
- Rectangular Address Stone

Sophisticated Finishes

- Carpet free main floor. Hardwood in lieu of carpet on main floor (as per plan)
- Premium carpet offering
- 4" baseboards with 2 ¾" casing
- One light fixture in each room, including walk-in closets
- Decora light switches and plugs throughout entire home
- Oak railings and spindles
- Space saving configuration for shelving in walk-in closets
- Choice of standard interior paint (entire home)
- Satin nickel door levers

Gourmet Kitchens

- Custom cabinetry with soft close cabinet doors and drawers
- Ceramic floor tiles (as per plan)
- Quartz countertops
- Double stainless steel undermount sink
- Single lever pull down faucet

Green Living

- Water saver taps
- Low E windows with Argon
- Eco American Standard dual flush toilets
- Programmable digital thermostat
- R-27 insulated above-grade 2"x6" walls
- R-20 full height blanket insulation in basement
- R-31 insulated floor over unheated space
- R-60 insulation in attic
- Water softener & high-efficiency hot water heater (rentals)
- High-efficiency furnace
- Energy saving bulbs in interior and exterior fixtures (Note: some light fixtures may not be able to accommodate these bulbs)
- Energy Recovery Ventilator (ERV) system

All prices include G.S.T./H.S.T. where applicable.
Prices and features subject to change without notice E & O.E. (October 8, 2025)



The Culmination Series

Two-Storey Detached Homes on 34ft Lots

Quality Construction

- Oversized 40" x 24" operating basement windows (as per plan)
- Rough-in for future 3-piece bathroom in basement
- California ceilings throughout
- Closets featuring full swing doors in lieu of bi-fold (as per plan)
- 7lb carpet underlay
- Installed piping for dryer vents (purchaser to connect to dryer)
- 9' Main floor ceiling height

Luxury Bathrooms

- Primary bedroom ensuite (as per plan)
- Luxurious soaker tubs in all baths
- Ceramic on ceilings in all showers
- Upgraded bathroom exhaust fans
- Ceramic floor tiles (as per plan)
- Ceramic wall tiles for tub surrounds (as per plan)
- Vanities included in all powder rooms (as per plan)

Distinctive Exteriors

- Architecturally thematic window grilles (as per elevation)
- Architecturally thematic grilles in half glass front entry door (as per elevation)
- Architecturally thematic windows in overhead garage door (by elevation type)
- Brick over first floor windows and doors on front elevation (as per plan)
- Walkway to front entry from paved driveway (12" x 12" paving stones)
- Rectangular address stone
- 9" square, vinyl exterior columns (A elevations only)
- 8" round, vinyl exterior columns (B elevations only)
- Upgraded window colour (as per exterior color package)

Sophisticated Finishes

- Carpet free main floor. Hardwood in lieu of carpet on main floor (as per plan)
- Premium carpet offering
- 4" baseboards with 2 3/4" casing
- One light fixture in each room, including walk-in closets
- Decora light switches and plugs throughout entire home
- Oak railings and spindles
- Space saving configuration for shelving in walk-in closets
- Choice of standard interior paint (entire home)
- Satin nickel door levers

Gourmet Kitchens

- Custom cabinetry with soft close cabinet doors and drawers
- Ceramic floor tiles (as per plan)
- Quartz countertops
- Double stainless steel undermount sink
- Single lever pull down faucet

Green Living

- Water saver taps
- Low E windows with Argon
- Eco American Standard dual flush toilets
- Programmable digital thermostat
- R-27 insulated above-grade 2"x6" walls
- R-20 full height blanket insulation in basement
- R-31 insulated floor over unheated space
- R-60 insulation in attic
- Water softener & high-efficiency hot water heater (rentals)
- High-efficiency furnace
- Energy saving bulbs in interior and exterior fixtures (Note: some light fixtures may not be able to accommodate these bulbs)
- Energy Recovery Ventilator (ERV) system

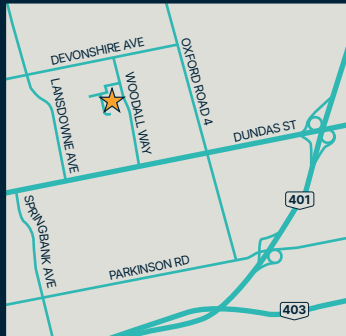
Some lots may carry premiums. All prices include G.S.T./H.S.T. where applicable. Prices and features subject to change without notice E & O.E. (February 28, 2026)

TIDRA

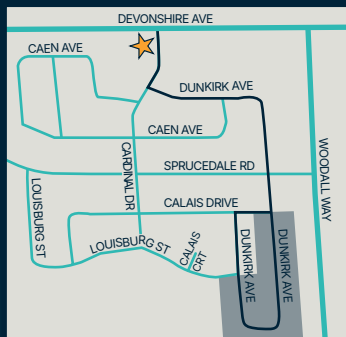
THE PULL OF HOME

- 30FT LOTS
- 34FT LOTS
- 36FT LOTS
- SEMIS
- TOWNHOMES
- SOLD

CITY LOCATION



NEIGHBOURHOOD



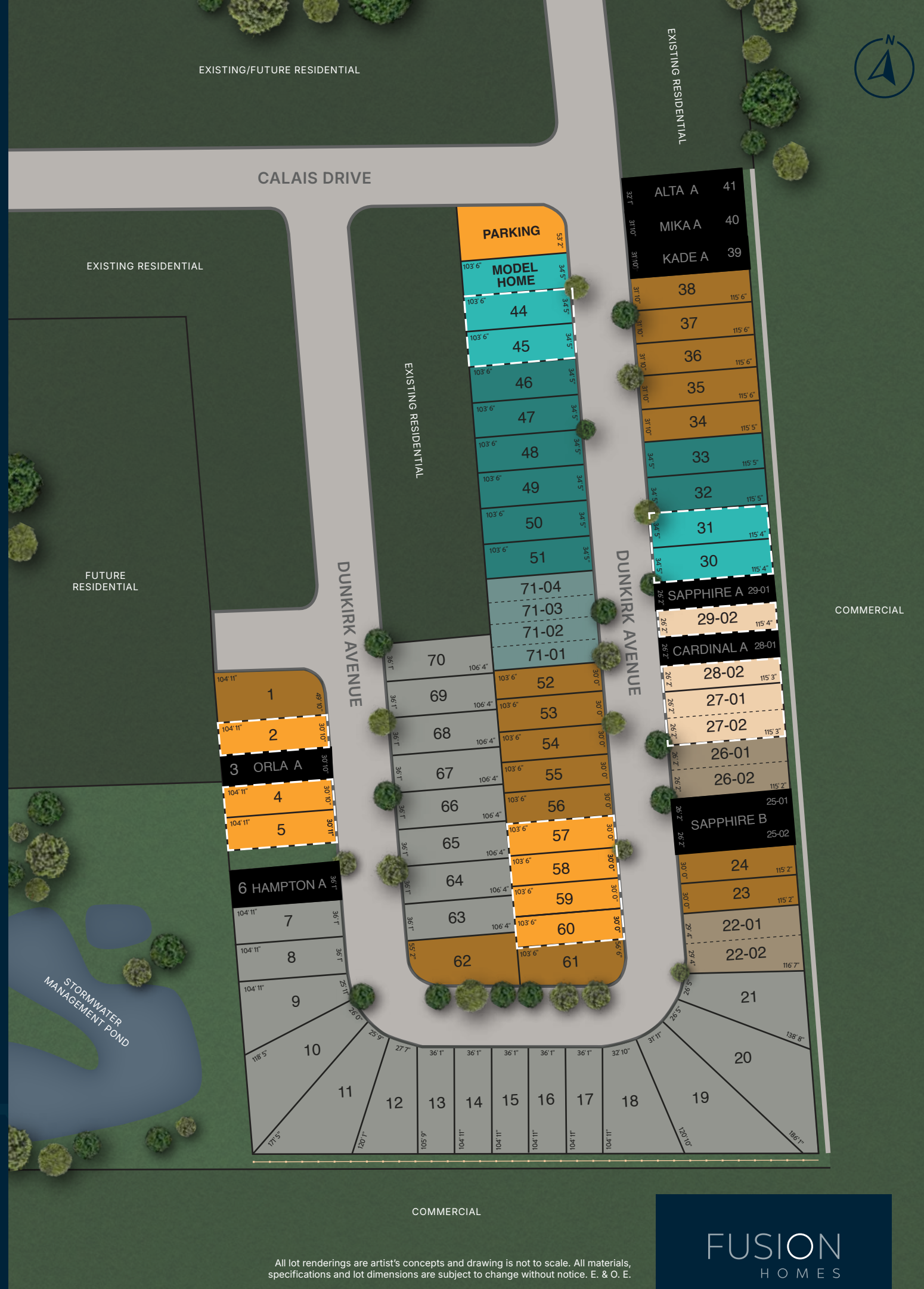
SALES OFFICE

220 Cardinal Drive, Woodstock
 Mon-Wed: 2pm-7pm
 Sat & Sun: 12pm-5pm

MODEL HOME

1644 Dunkirk Ave, Woodstock
 By Appointment Only

226-499-7617
 tidra@fusionhomes.com



COMMERCIAL

All lot renderings are artist's concepts and drawing is not to scale. All materials, specifications and lot dimensions are subject to change without notice. E. & O. E.

FUSION
HOMES



SHOPPING

- 1 Sobeys
- 2 Zehrs Markets
- 3 LCBO
- 4 PetSmart
- 5 Winners
- 6 Staples
- 7 Walmart Supercentre
- 8 Canadian Tire
- 9 SmartCentres Woodstock
- 10 Home Depot

DINING

- 1 Wendy's
- 2 McDonald's
- 3 Starbucks
- 4 SixThirtyNine
- 5 Chuck's Roadhouse Bar & Grill
- 6 Charles Dickens Pub
- 7 Finkle Street Tap & Grill
- 8 Boston Pizza
- 9 Montana's BBQ & Bar

BANKING

- 1 RBC Royal Bank
- 2 Scotiabank
- 3 TD Canada Trust
- 4 BMO
- 5 CIBC
- 6 Meridian Credit Union
- 7 Libro Credit Union

RECREATION

- 1 Cowan Fields
- 2 Roth Park
- 3 Pittcock Conservation Area
- 4 Cowan Park Sportsplex
- 5 GoodLife Fitness
- 6 Woodstock Public Library
- 7 Southside Park
- 8 Southside Aquatic Centre
- 9 Fit4Less
- 10 Woodstock District Community Complex
- 11 Creekside Golf Club

SCHOOLS

- 1 École élémentaire catholique Sainte-Marguerite-Bourgeoys
- 2 St. Michael's Catholic Elementary School
- 3 Springbank Public School
- 4 Algonquin Public School
- 5 Huron Park Secondary School
- 6 Winchester Street Public School
- 7 Roch Carrier French Immersion Public School
- 8 College Avenue Secondary School
- 9 Oliver Stephens Public School
- 10 St. Mary's Catholic High School
- 11 Fanshawe College - Woodstock

The Amber

1,350 sq.ft.

3 Bedroom | 2.5 Bathroom | 1 Car Garage

Radiance Collection | Tidra

Semi

Open Concept Main Floor
Modern Kitchen Layout with Island
Upper Floor Laundry

Elevations

Amber A



Amber B

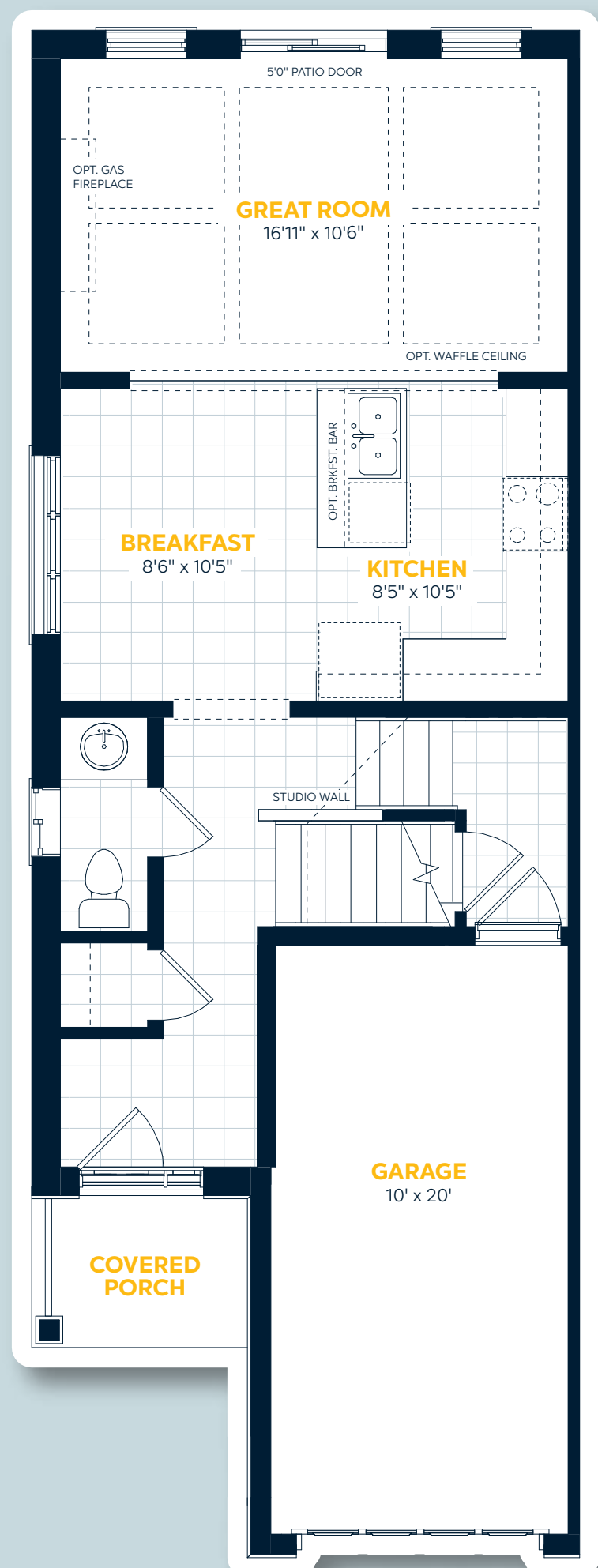


Amber C



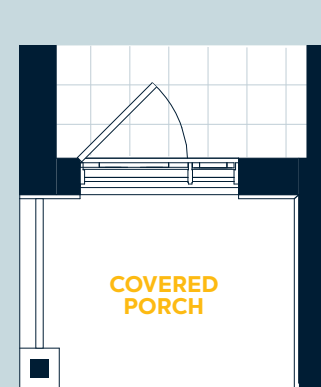
Main Floor

Elevation A



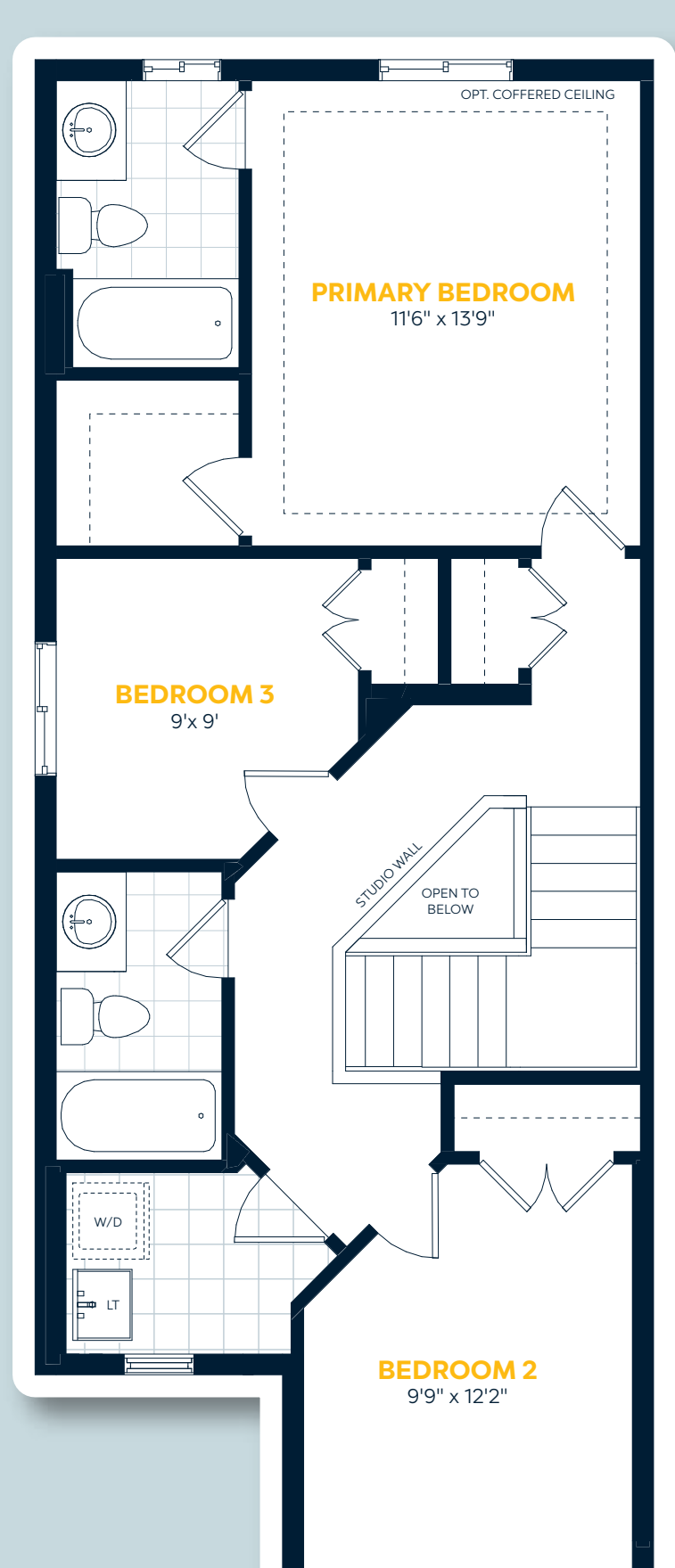
Elevation Variations

Elevation B1, B2*, C1, C2*
Covered Porch Variation



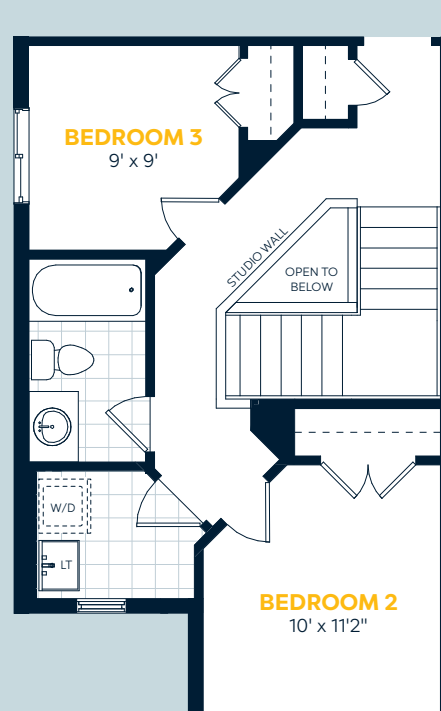
Upper Floor

Elevation A



Elevation Variations


Elevation A2*, B2*, C2*
Bedroom 2, Upstairs Bath, and
Hallway Linen Closet Variation



Elevation B1
Bedroom 2 Variation

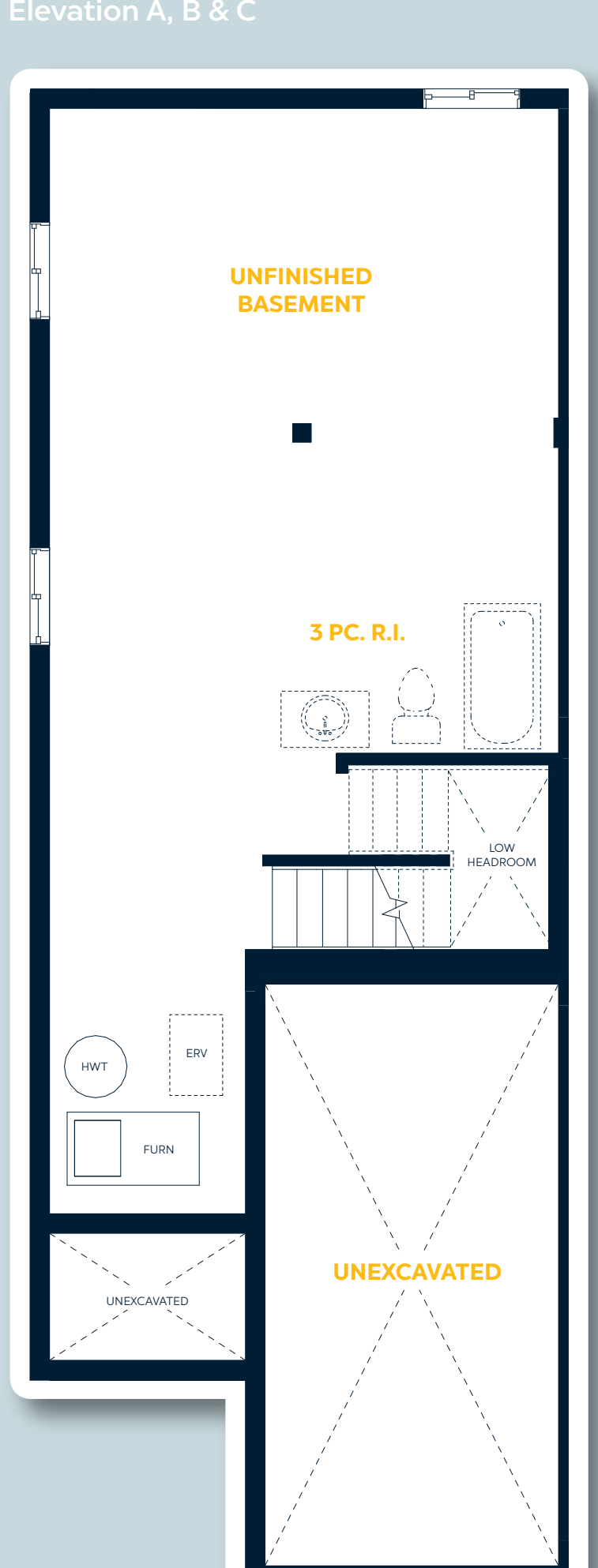


Left: Elevation C1
Right: Elevation C2*
Bedroom 2 Variation



Basement Floor

Elevation A, B & C



* A2, B2 & C2 (if applicable) are shown mirrored for orientation for comparison purposes. Consult a sales professional for orientation details for any specific lot.

E.&O.E. All materials, specifications and floorplans are subject to change without notice. All house renderings are artist's concept. All floorplans are approximate dimensions. Actual usable floor space may vary from approximate floor area. Some designs may require upgraded lots. © Fusion Homes 2025. Reproduction of this plan is strictly prohibited.

The Cardinal

1,510 sq.ft.

3 Bedroom | 2.5 Bathroom | 1 Car Garage

Radiance Collection | Tidra

Semi

Upper Floor Laundry
Walk-in Closets in All Bedrooms
Window in Garage to Add Light

Elevations

Cardinal A



Cardinal B

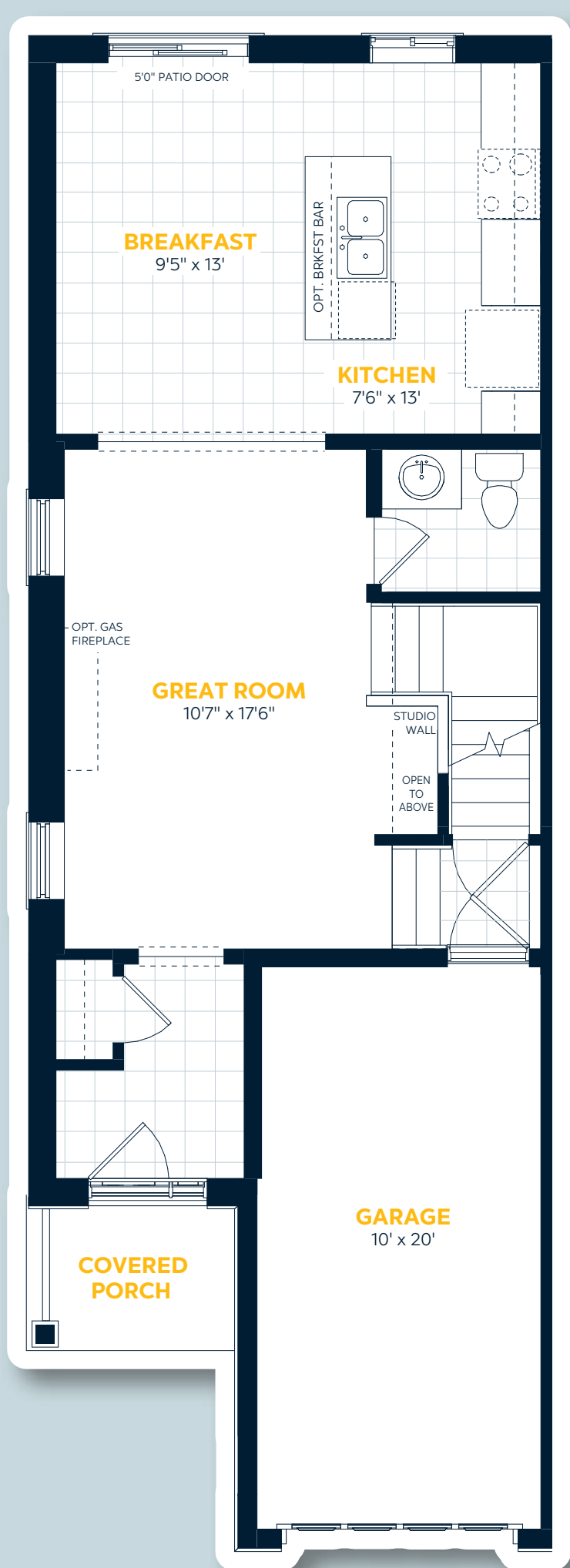


Cardinal C



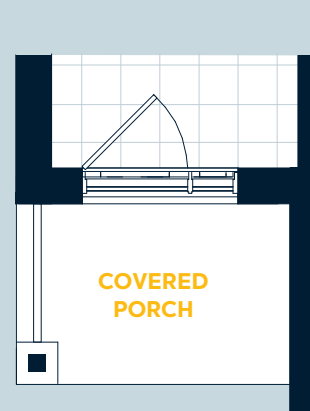
Main Floor

Elevation A

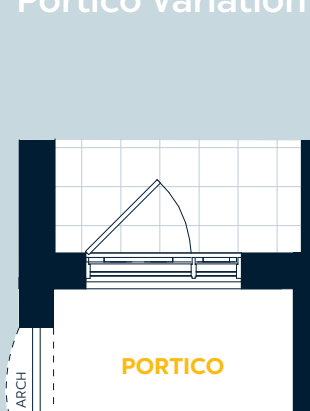


Elevation Variations

Elevation B1, B2*
Covered Porch Variation

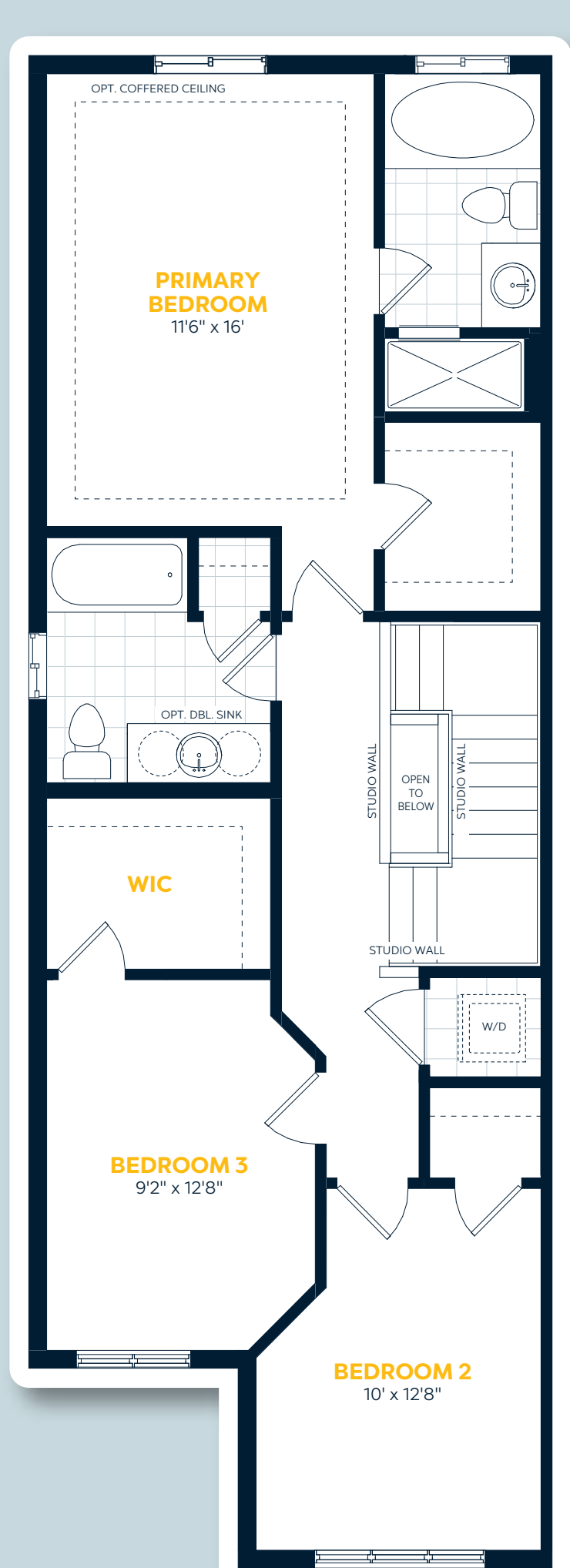


Elevation C1, C2*
Portico Variation



Upper Floor

Elevation A

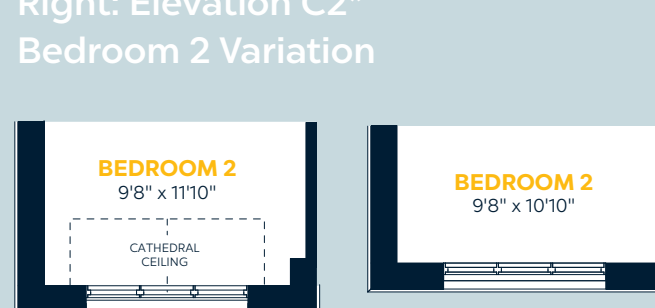


Elevation Variations

Left: Elevation B1
Right: Elevation B2*
Bedroom 2 Variation

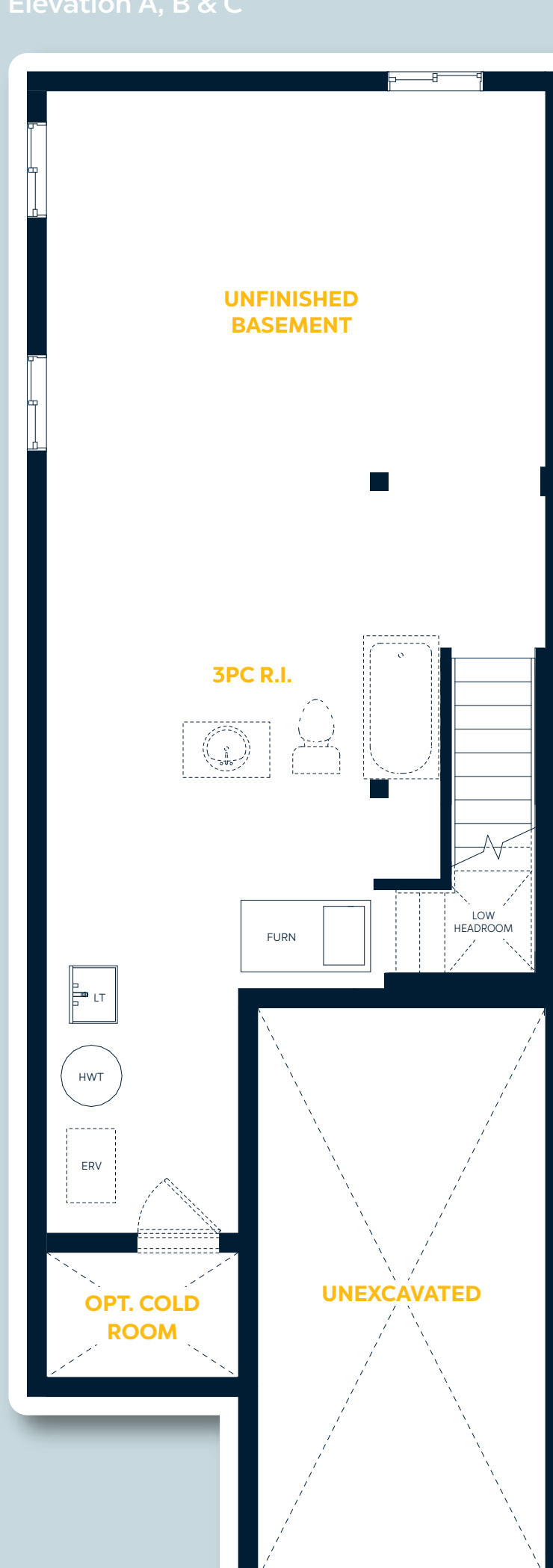


Left: Elevation C1
Right: Elevation C2*
Bedroom 2 Variation



Basement Floor

Elevation A, B & C



* A2, B2 & C2 (if applicable) are shown mirrored for comparison purposes. Consult a sales professional for orientation details for any specific lot.

E.&O.E. All materials, specifications and floorplans are subject to change without notice. All house renderings are artist's concept. All floorplans are approximate dimensions. Actual usable floor space may vary from stated floor area. Some designs may require upgraded lots. © Fusion Homes 2025. Reproduction of this plan is strictly prohibited.

The Sapphire

1,760 sq.ft.

3 Bedroom | 2.5 Bathroom | 1 Car Garage

Radiance Collection | Tidra

Semi

Open Concept Main Floor
Galley-Style Modern Kitchen Layout
Walk-In Pantry
Upper Floor Laundry
Giant Walk-In Closet (Primary Bedroom)

Elevations

Sapphire A



Sapphire B

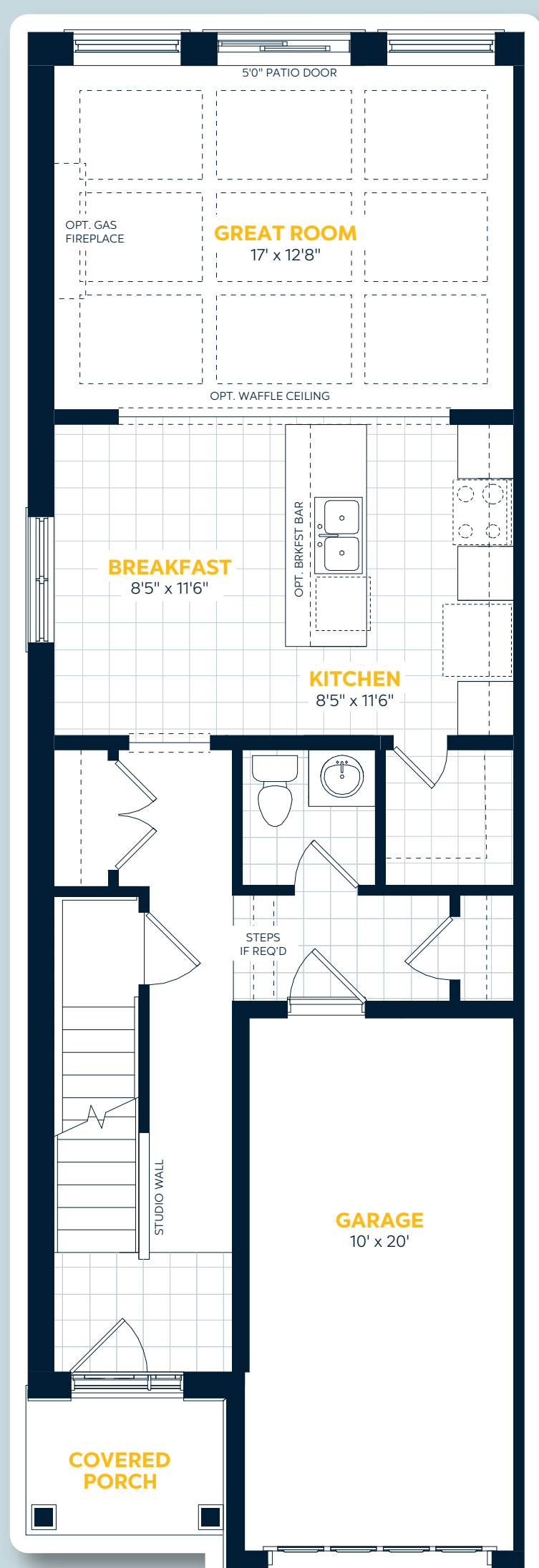


Sapphire C



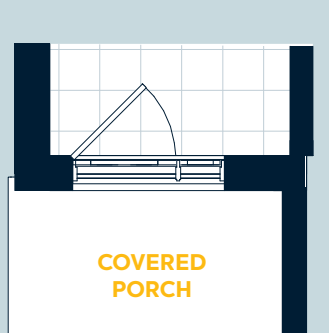
Main Floor

Elevation A

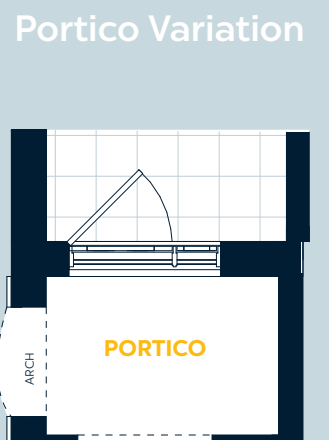


Elevation Variations

Elevation B1, B2*
Covered Porch Variation



Elevation C1, C2*
Portico Variation



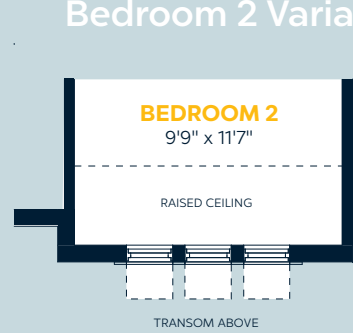
Upper Floor

Elevation A



Elevation Variations

Elevation A2*
Bedroom 2 Variation



Elevation B1
Front Variation



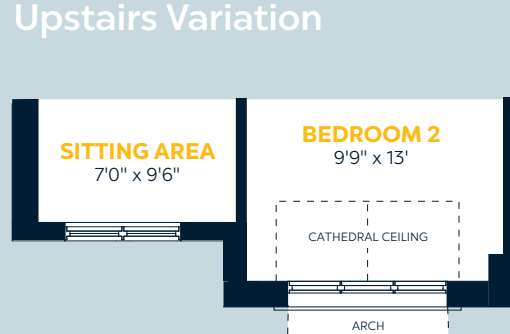
Elevation B2*
Front Variation



Elevation C1
Front Variation

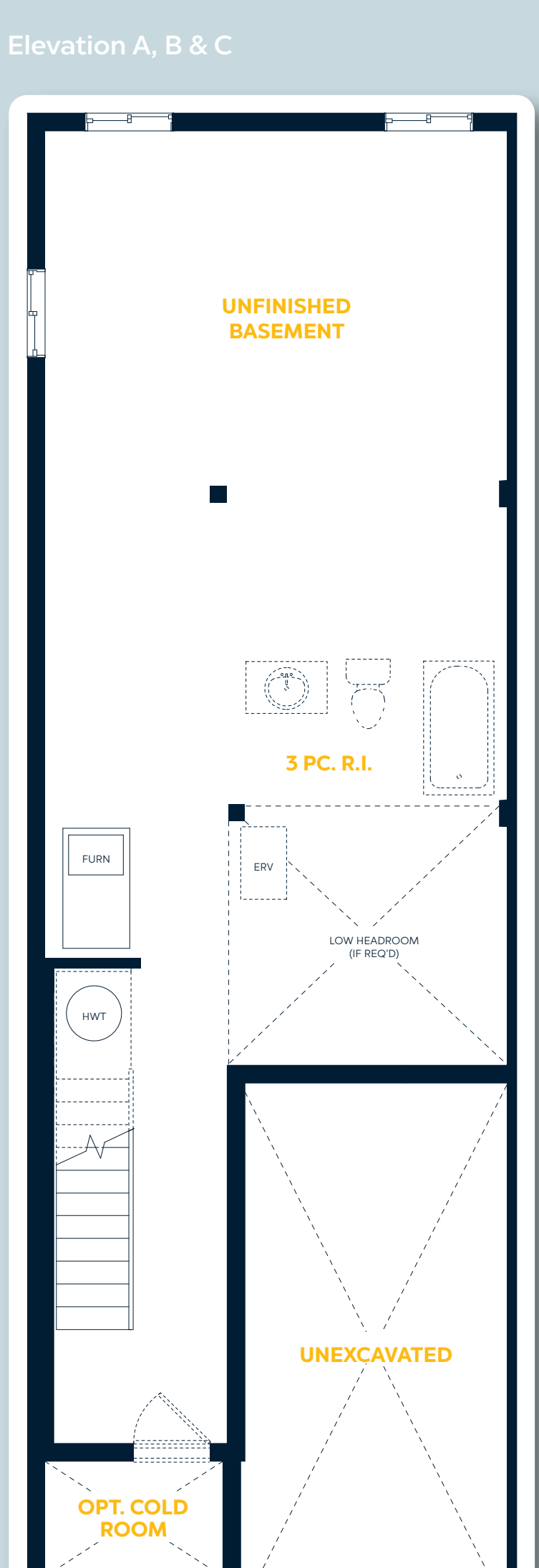


Elevation C2*
Upstairs Variation



Basement Floor

Elevation A, B & C



* A2, B2 & C2 (if applicable) are shown mirrored for comparison purposes. Consult a sales professional for orientation details for any specific lot.

E.&O.E. All materials, specifications and floorplans are subject to change without notice. All house renderings are artist's concept. All floorplans are approximate dimensions. Actual usable floor space may vary from stated floor area. Some designs may require upgraded lots. © Fusion Homes 2025. Reproduction of this plan is strictly prohibited.

The Alta

1,700 sq.ft.

3 Bedroom | 2.5 Bathroom | One-Car Garage

Avia Series | Tidra

30'

- Double Closet in Front Foyer
- Open Concept Main Floor
- Convenient Upper Floor Laundry
- Oversized Primary Walk-In Closet
- Additional Linen Closet in Primary Bedroom

Elevations

Alta A



Alta B



Alta C

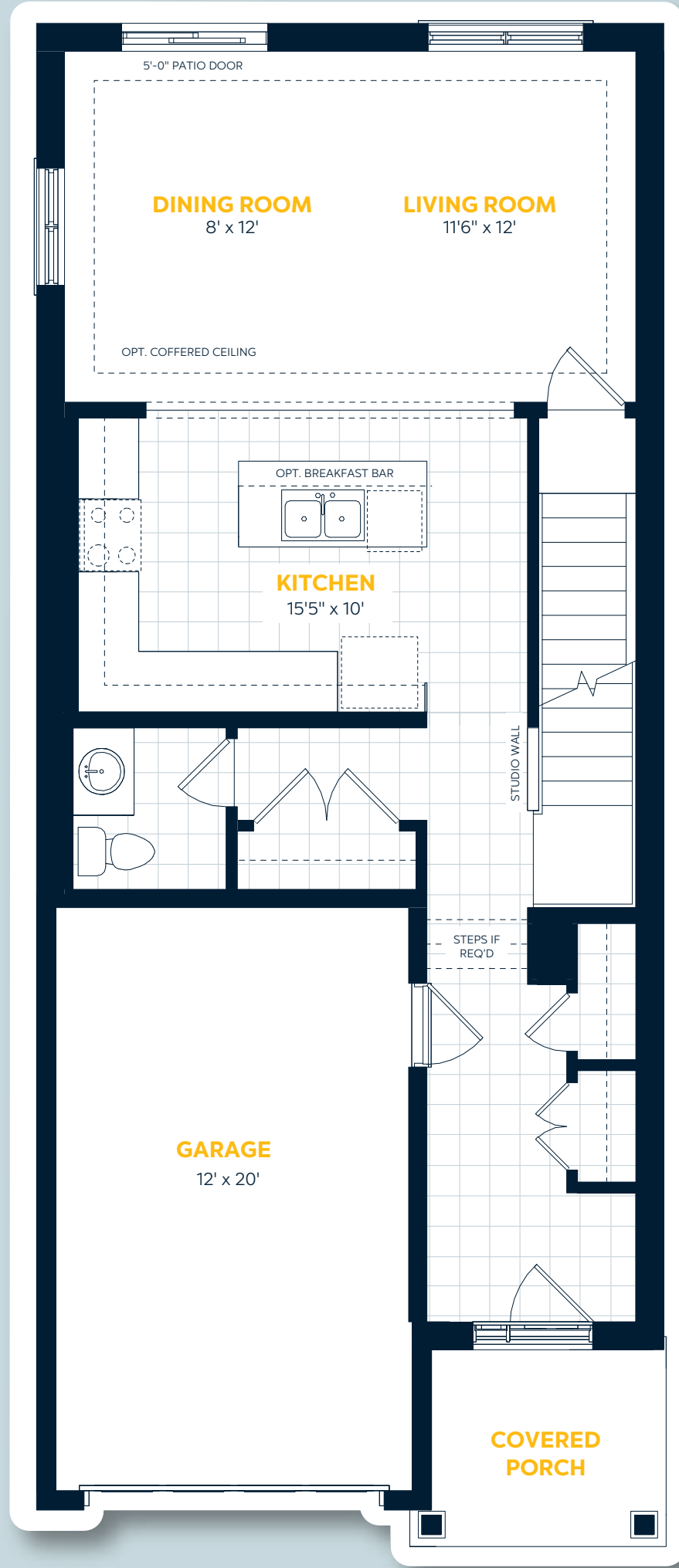


Alta D



Main Floor

Elevation A

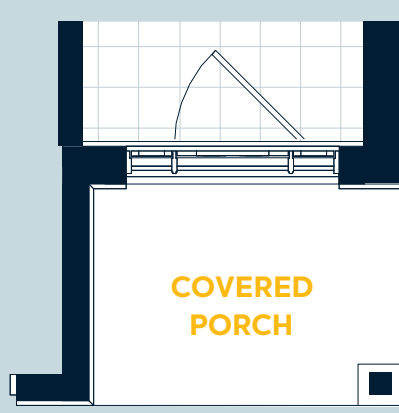


Elevation Variations

Elevation B & D
Front Door Variation

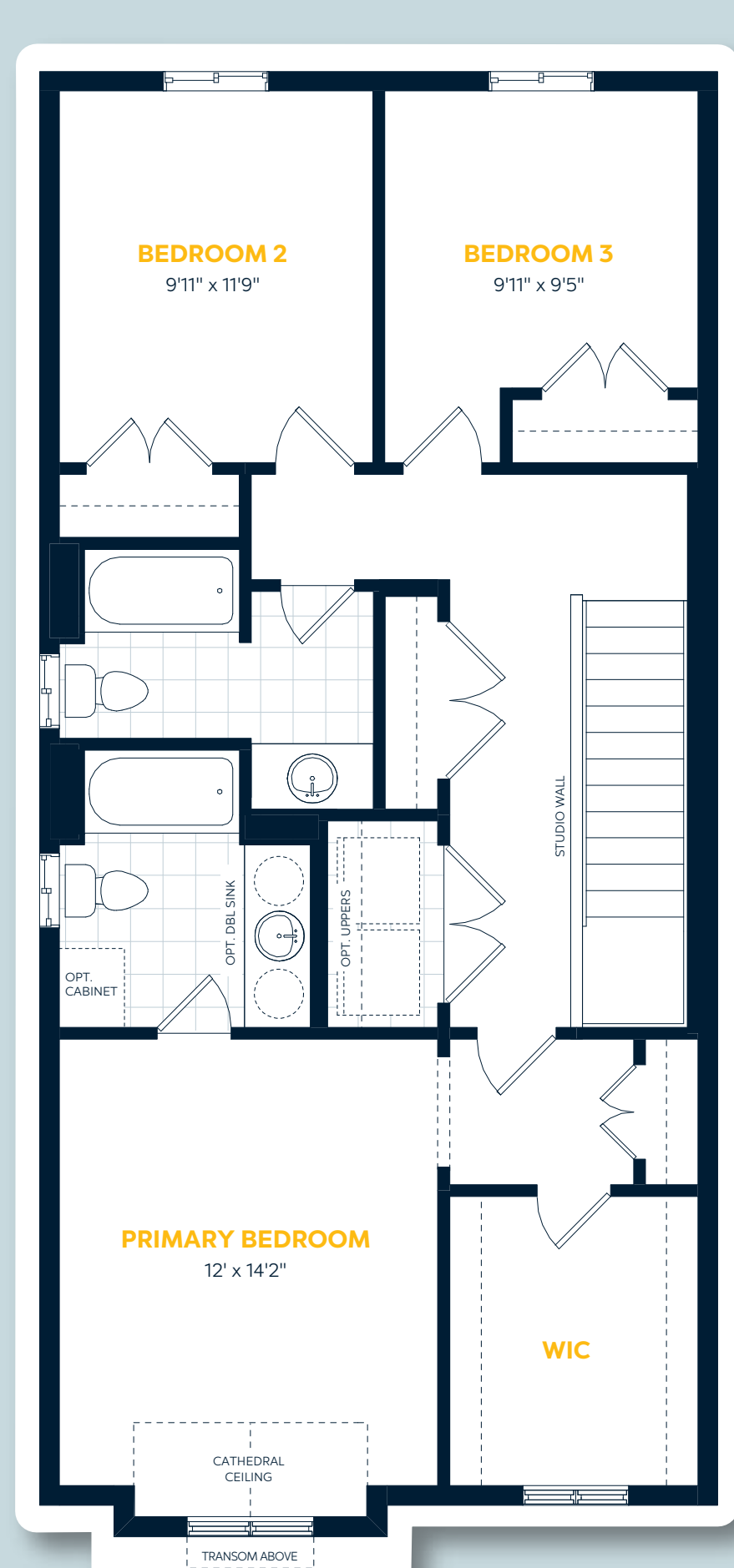


Elevation C
Front Door & Covered Porch Variation



Upper Floor

Elevation A



Elevation Variations

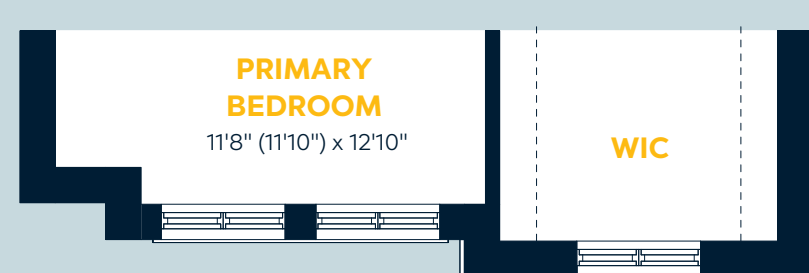
Elevation B
Primary Bedroom Variation



Elevation C
Primary Bedroom Variation

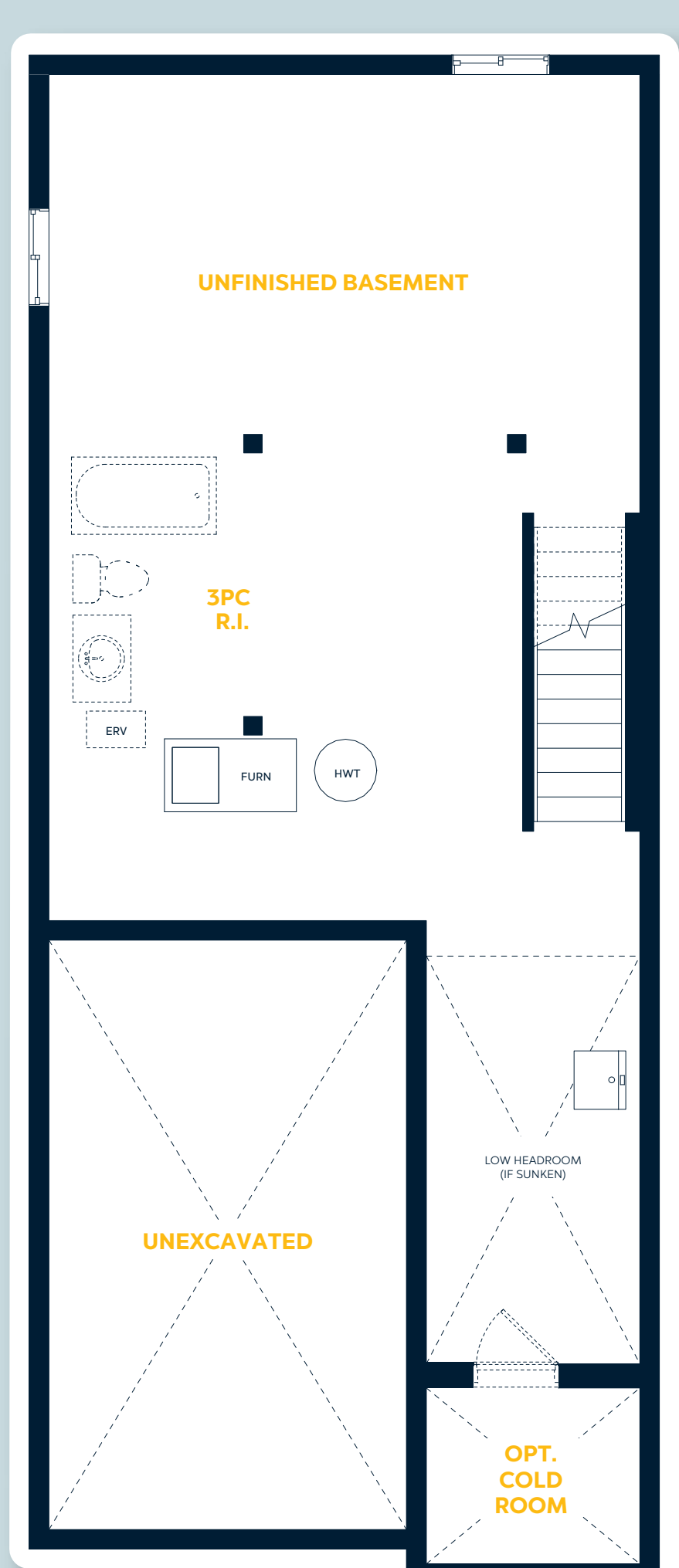


Elevation D
Primary Bedroom Variation



Basement Floor

Elevation A, B & D



Elevation C
Opt. Cold Room Variation



The Bria

2,400 sq.ft.

4 Bedroom | 2.5 Bathroom | One-Car Garage

Avia Series | Tidra

30'

- Open Concept Main Floor
- Large Walk-In Pantry in Servery
- Large Upper Floor Laundry Room
- Oversized Primary Walk-In Closet
- Upper Floor Nook with Optional Workspace

Elevations

Bria A

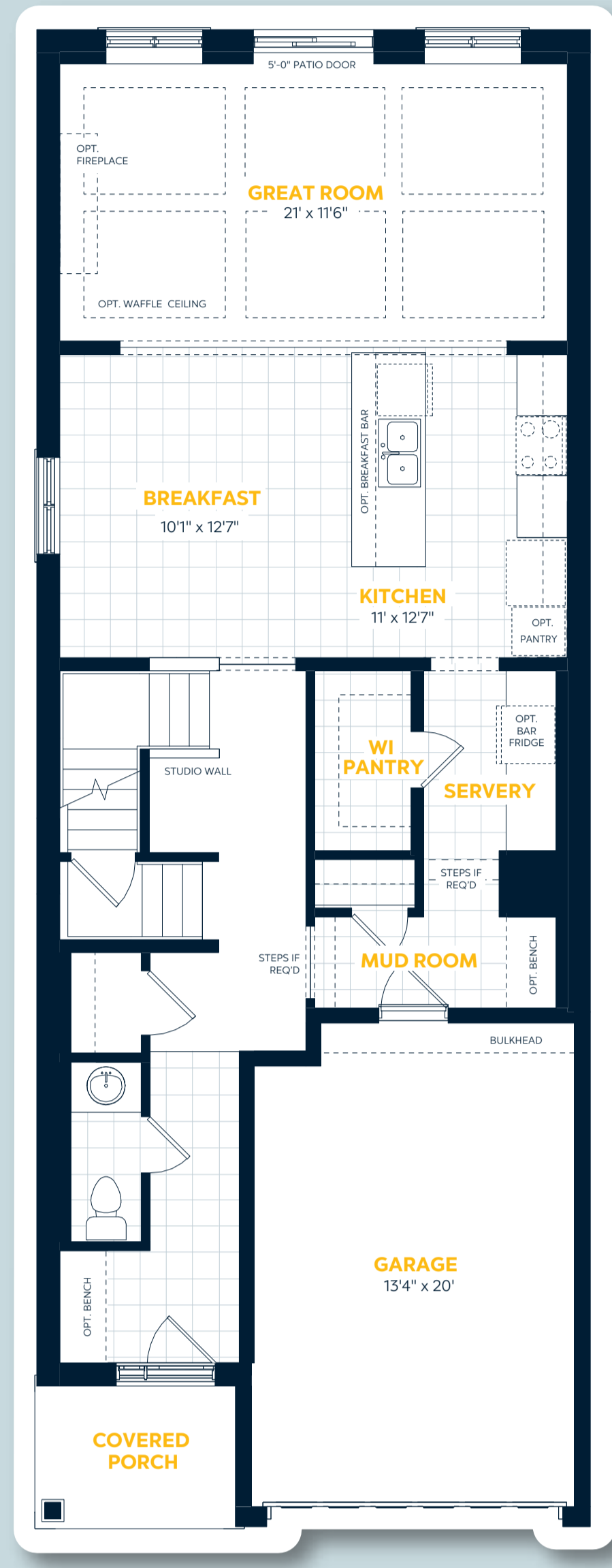


Bria C



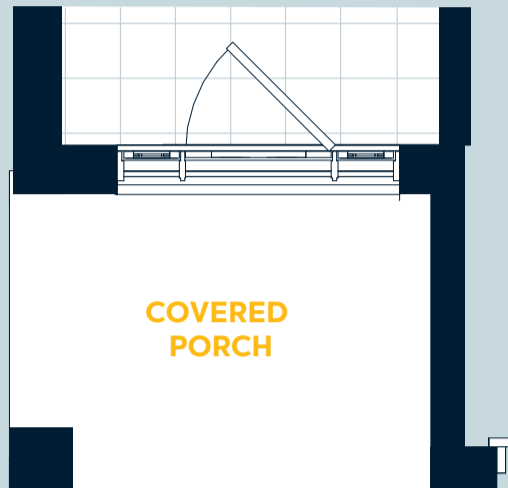
Main Floor

Elevation A



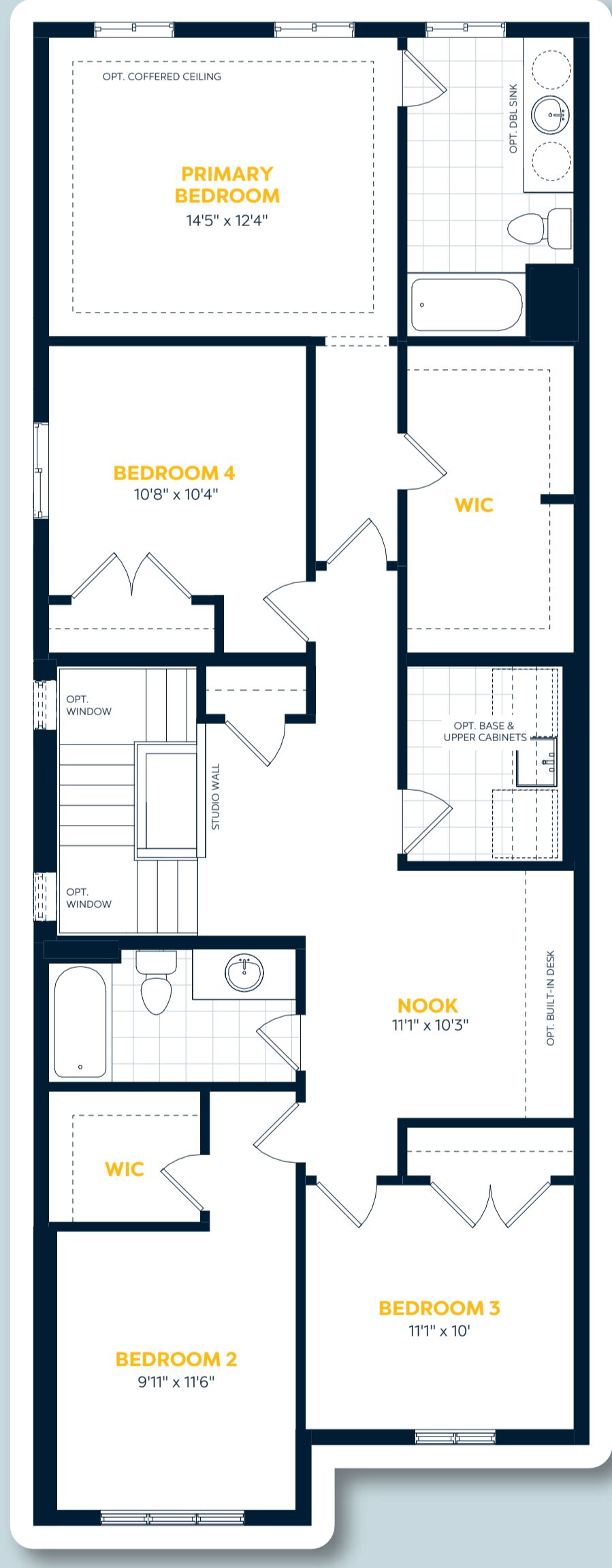
Elevation Variations

Elevation C Covered Porch Variation



Upper Floor

Elevation A



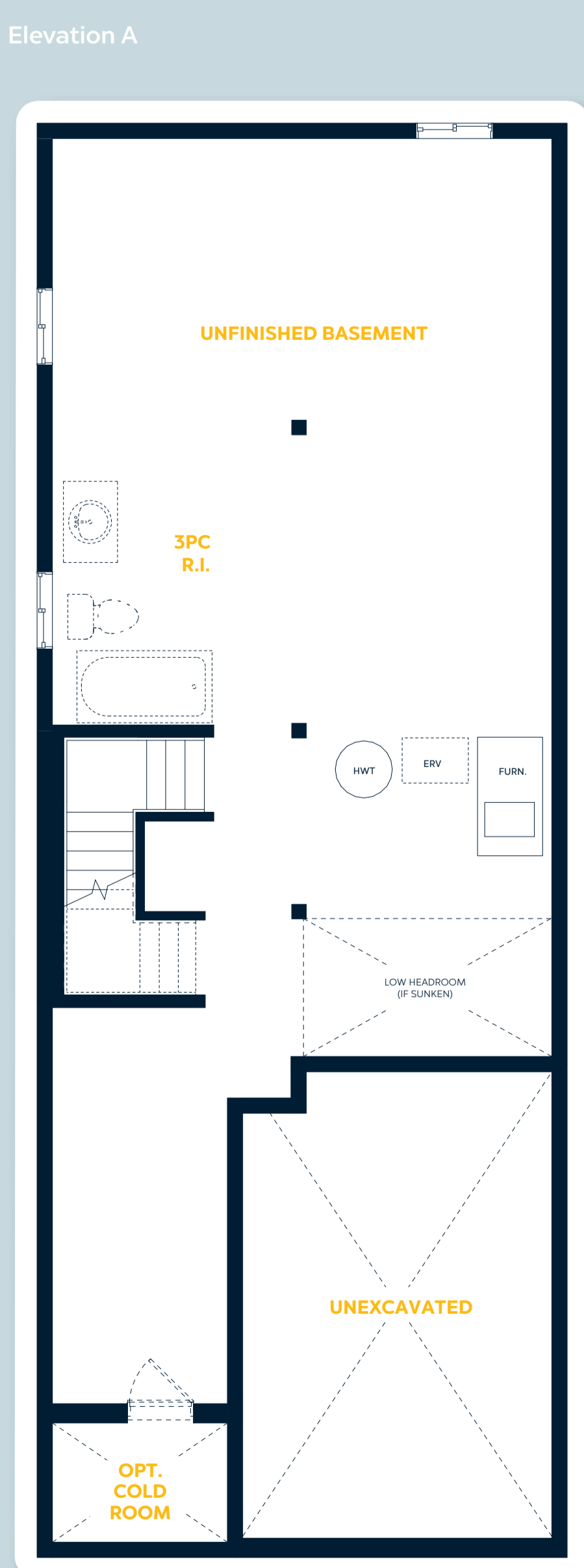
Elevation Variations

Elevation C Front Bedrooms Variation



Basement Floor

Elevation A



E.&O.E. All materials, specifications and floorplans are subject to change without notice. All house renderings are artist's concept. All floorplans are approximate dimensions. Actual usable floor space may vary from stated floor area. Some designs may require upgraded lots. © Fusion Homes 2025. Reproduction of this plan is strictly prohibited.

The Kade

1,850 sq.ft.

3 Bedroom | 2.5 Bathroom | One-Car Garage

Avia Series | Tidra

30'

Open Concept Main Floor
Optional Walk-In Pantry
Large Laundry Room & Mud Room
Upper Floor Family Room
Optional Fourth Bedroom

Elevations

Kade A



Kade B



Kade C

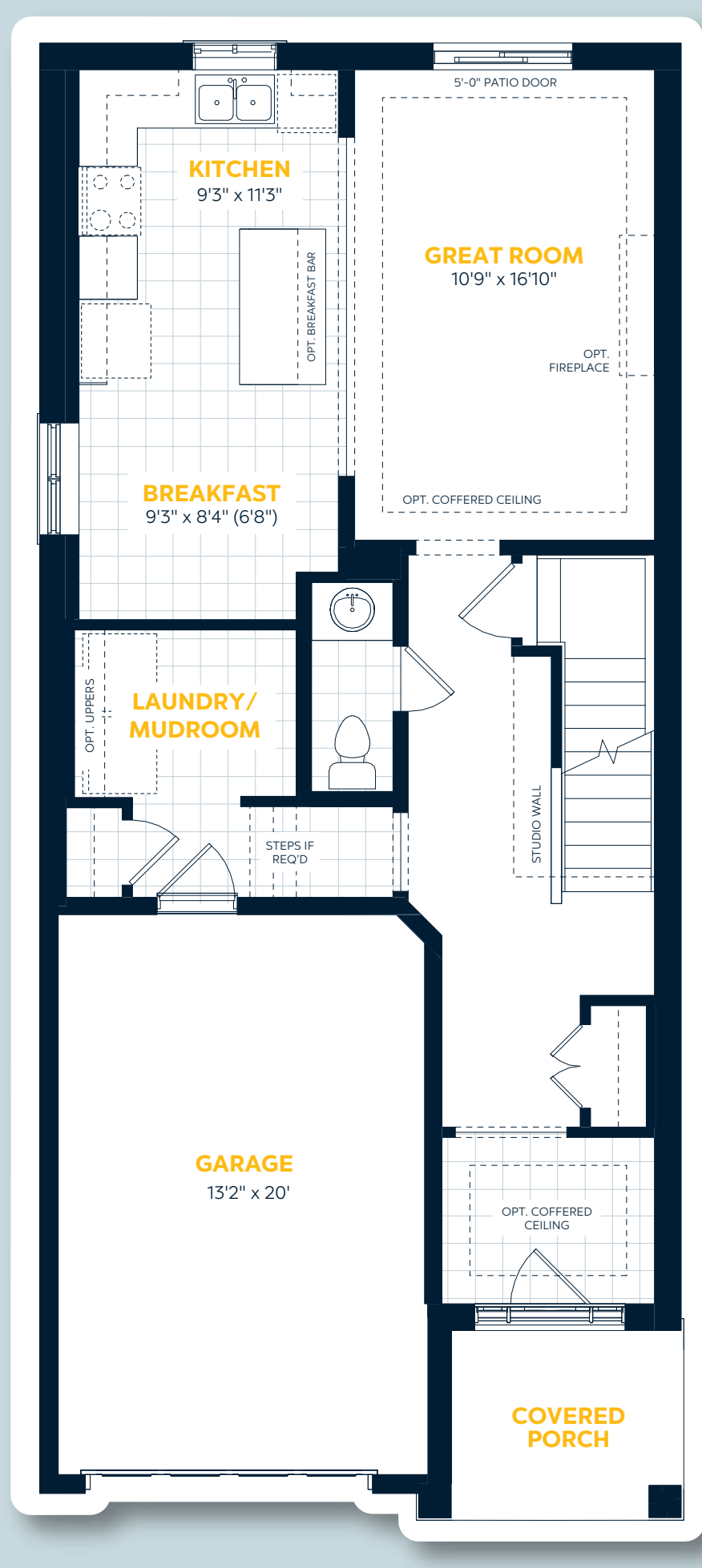


Kade D



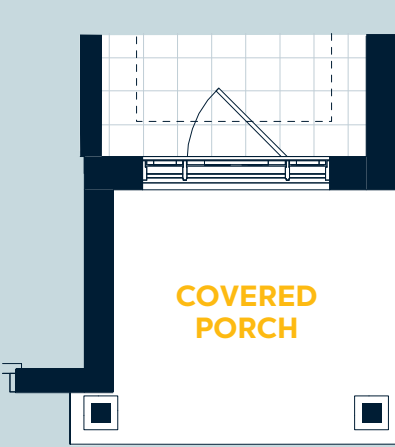
Main Floor

Elevation A

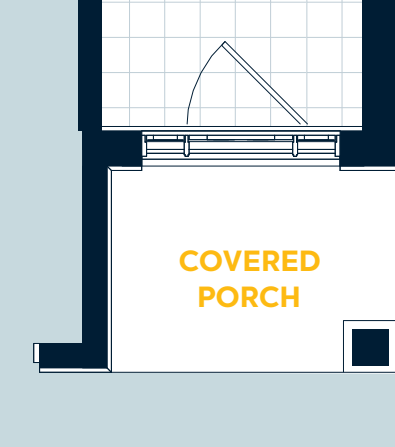


Elevation Variations

Elevation B & D
Covered Porch Variation

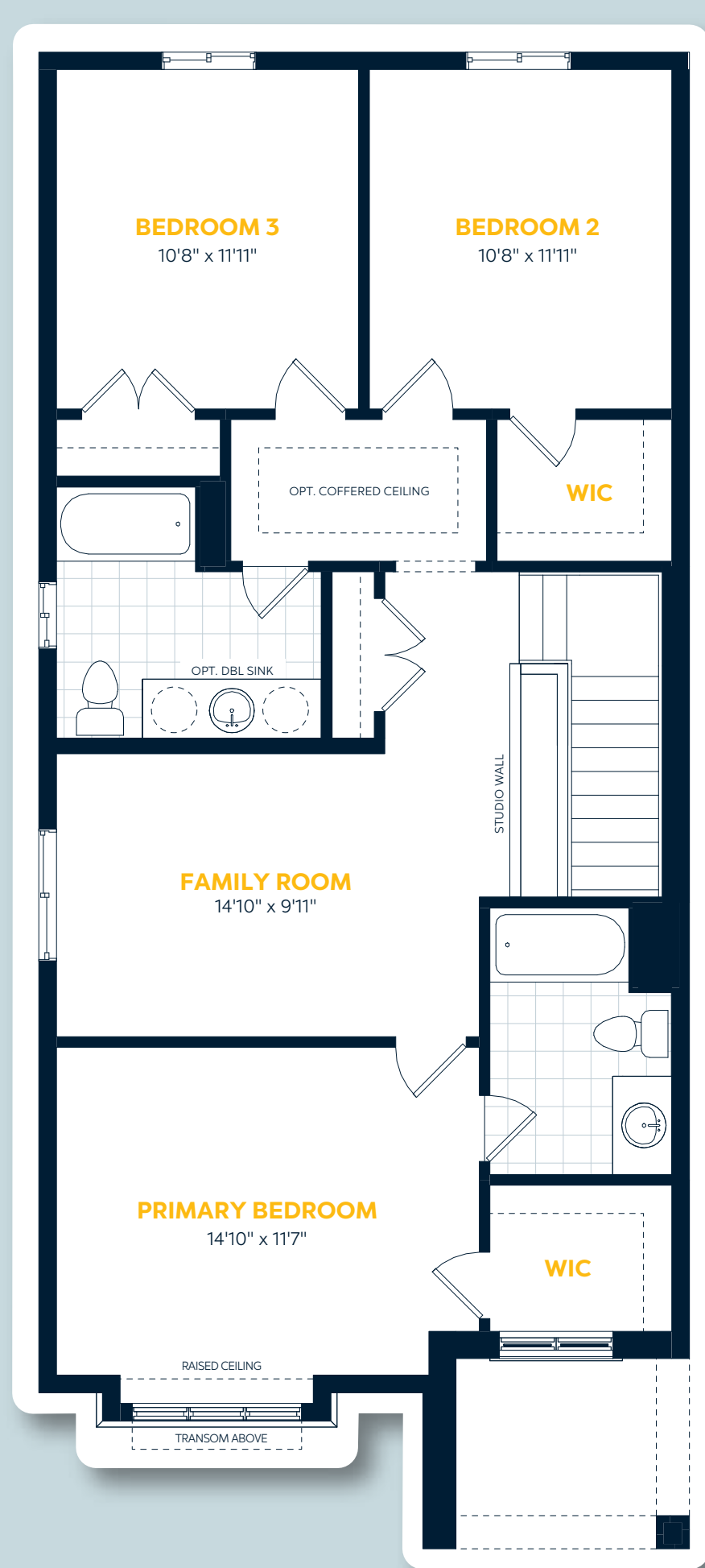


Elevation C
Covered Porch Variation



Upper Floor

Elevation A

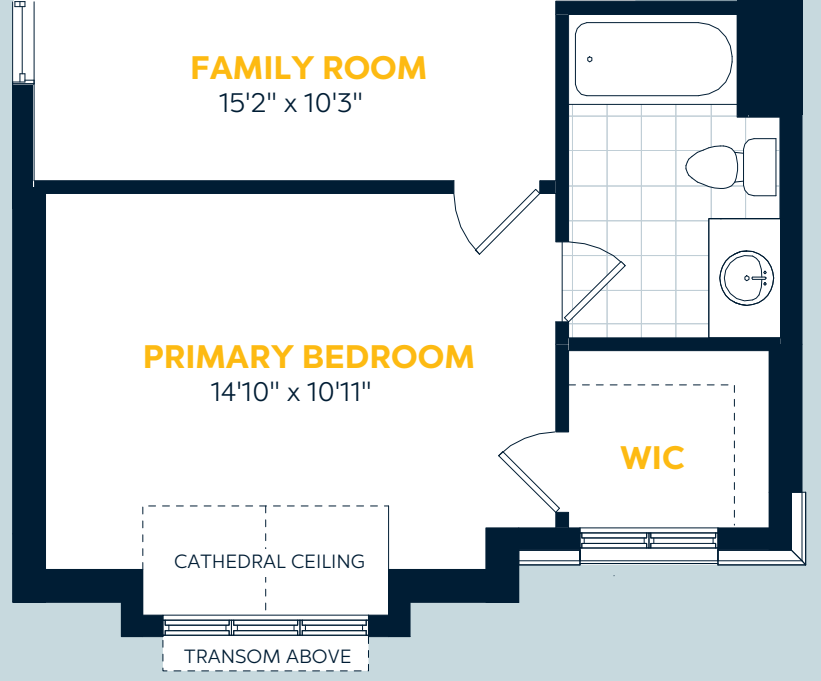


Elevation Variations

Elevation B
Primary Bedroom Variation



Elevation C
Primary Bedroom and Family Room Variation

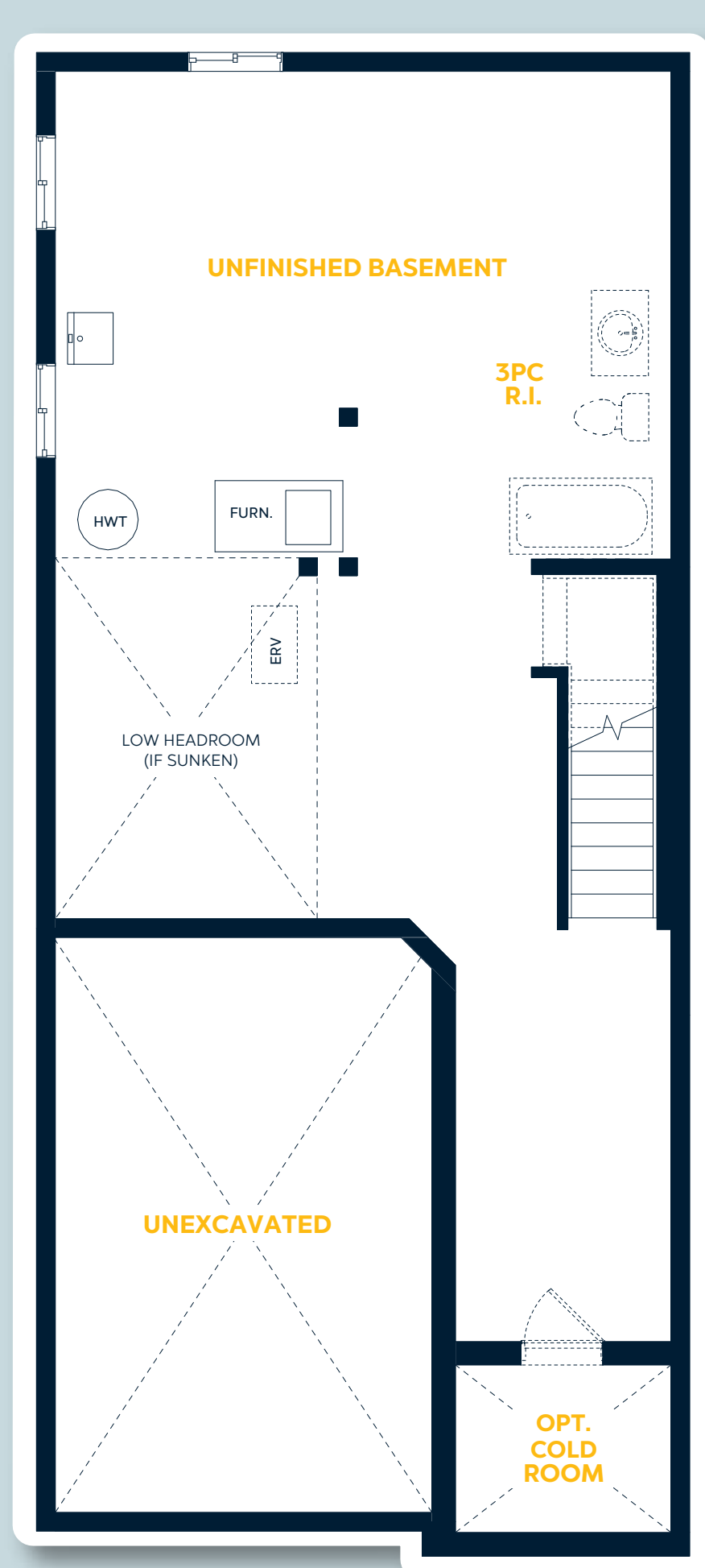


Elevation D
Primary Bedroom Variation

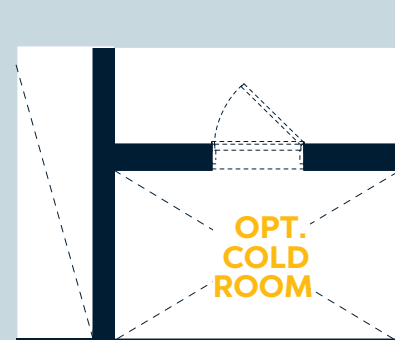


Basement Floor

Elevation A, B & D



Elevation C
Optional Cold Room Variation



E.&O.E. All materials, specifications and floorplans are subject to change without notice. All house renderings are artist's concept. All floorplans are approximate dimensions. Actual usable floor space may vary from stated floor area. Some designs may require upgraded lots. © Fusion Homes 2025. Reproduction of this plan is strictly prohibited.

The Dane

2,000 sq.ft.

3 Bedroom | 2.5 Bathroom | One-Car Garage

Avia Series | Tidra

30'

- Large Front Foyer with Double Closets
- Open Concept Main Floor
- Large Upper Floor Laundry Room
- Walk-In Closets in Each Bedroom
- Upper Floor Family Room

Elevations

Dane A



Dane B



Dane C

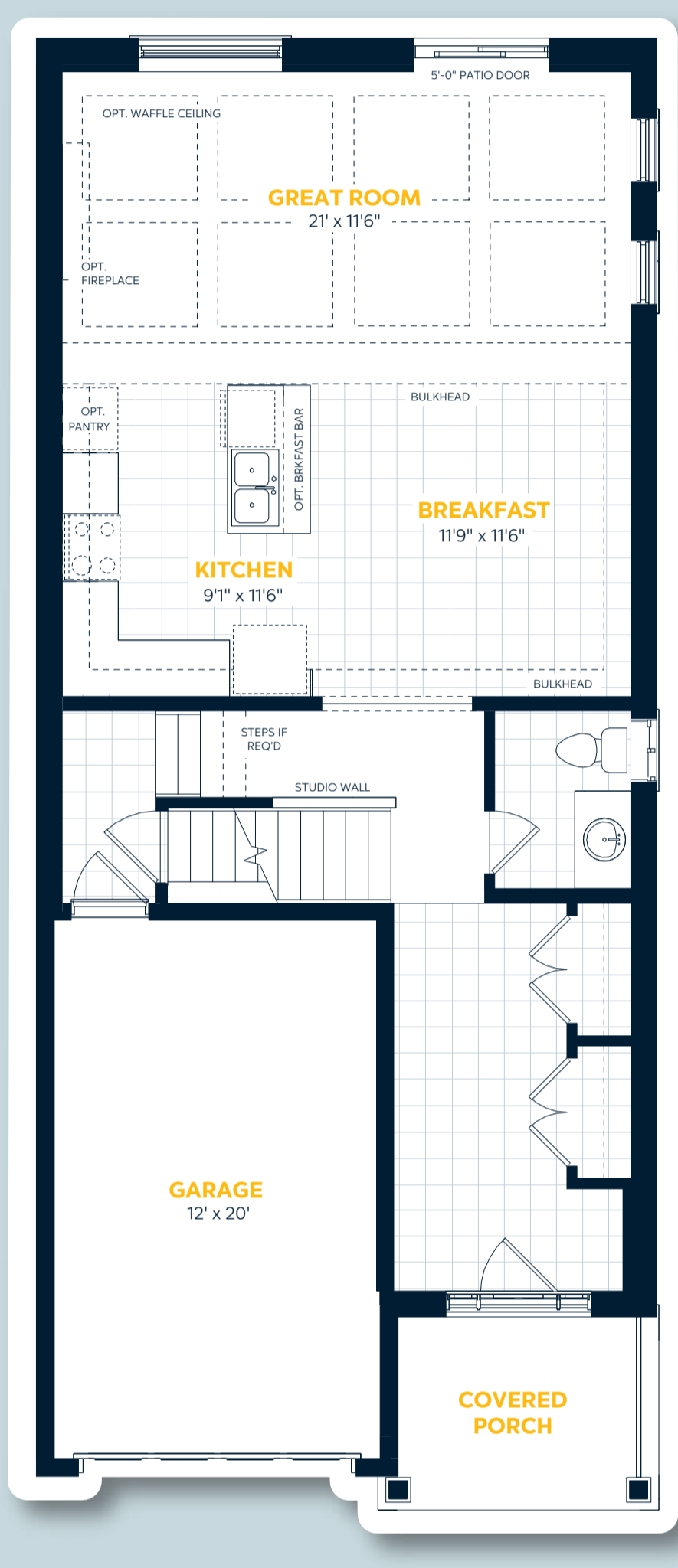


Dane D



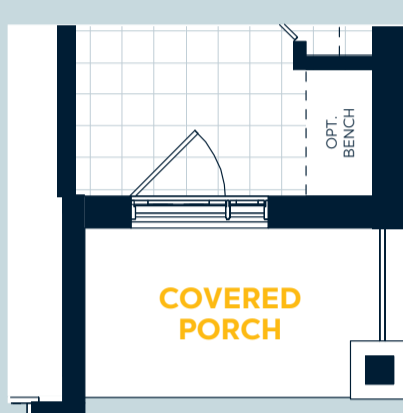
Main Floor

Elevation A, B & D



Elevation Variations

Elevation C
Covered Porch & Front Door Variation



Upper Floor

Elevation A



Elevation Variations

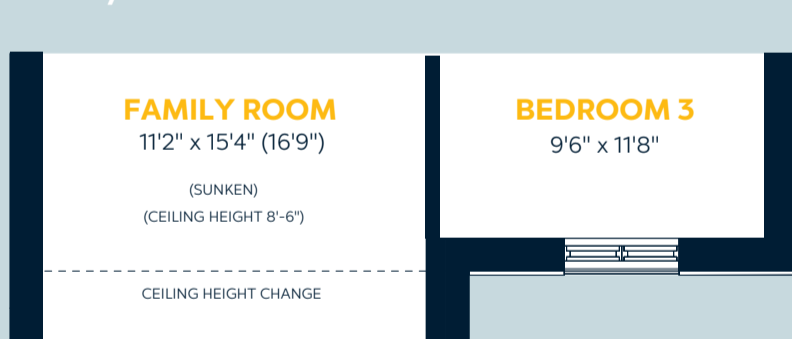
Elevation B
Family Room and Bedroom 3 Variation



Elevation C
Family Room and Bedroom 3 Variation

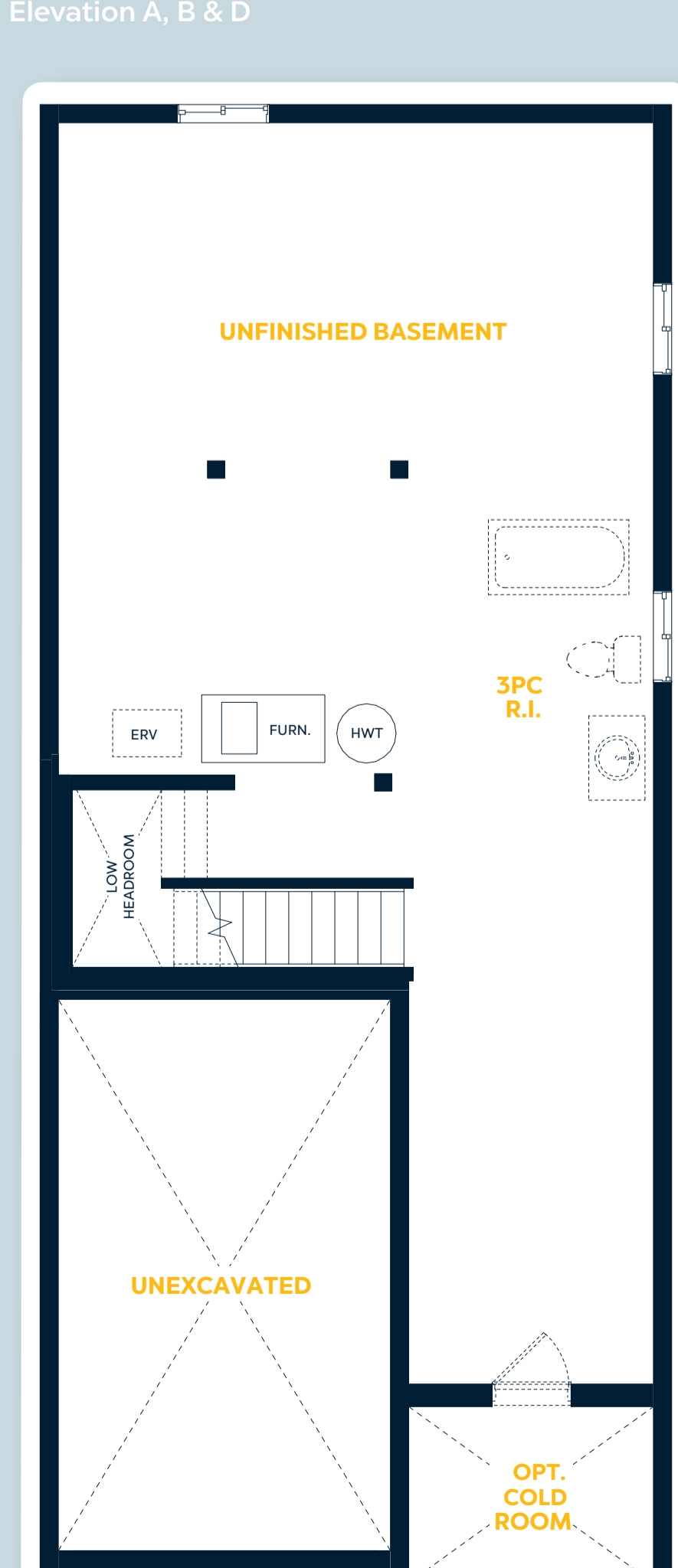


Elevation D
Family Room and Bedroom 3 Variation



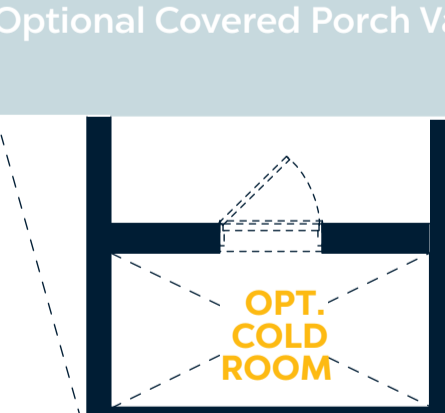
Basement Floor

Elevation A, B & D



Elevation Variations

Elevation C
Optional Covered Porch Variation



E&O.E. All materials, specifications and floorplans are subject to change without notice. All house renderings are artist's concept. All floorplans are approximate dimensions. Actual usable floor space may vary from stated floor area. Some designs may require upgraded lots. © Fusion Homes 2025. Reproduction of this plan is strictly prohibited.

The Hugh

2,300 sq.ft.

3 Bedroom | 2.5 Bathroom | 1 Car Garage

Avia Series | Tidra

30'

- Open Concept Main Floor
- Optional Walk-In Pantry
- Convenient Upper Floor Laundry
- Walk-In Closets in Each Bedroom
- Oversized Primary Walk-In Closet

Elevations

Hugh A

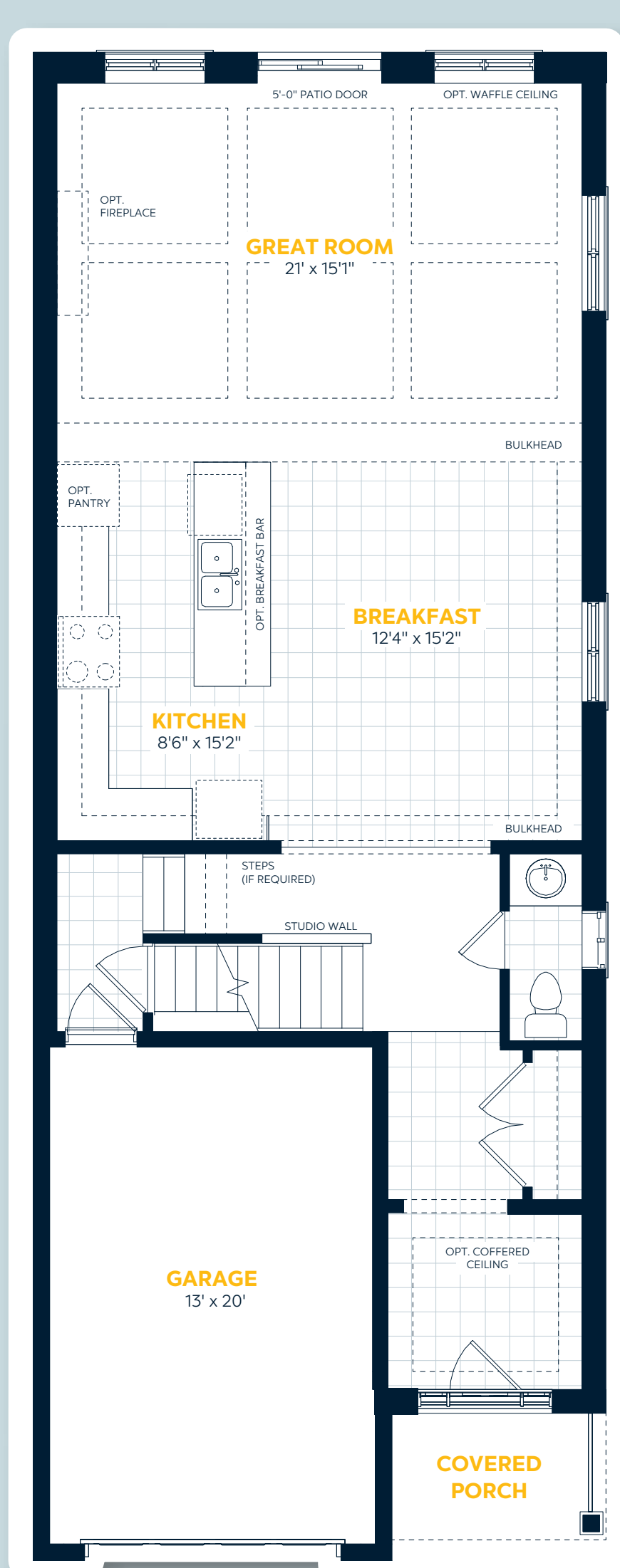


Hugh C



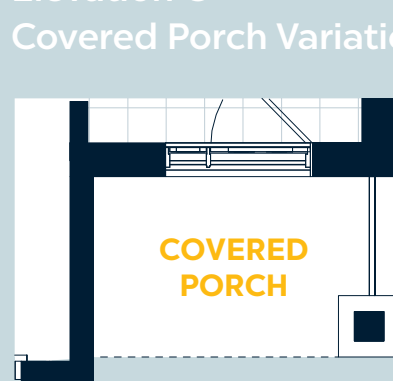
Main Floor

Elevation A



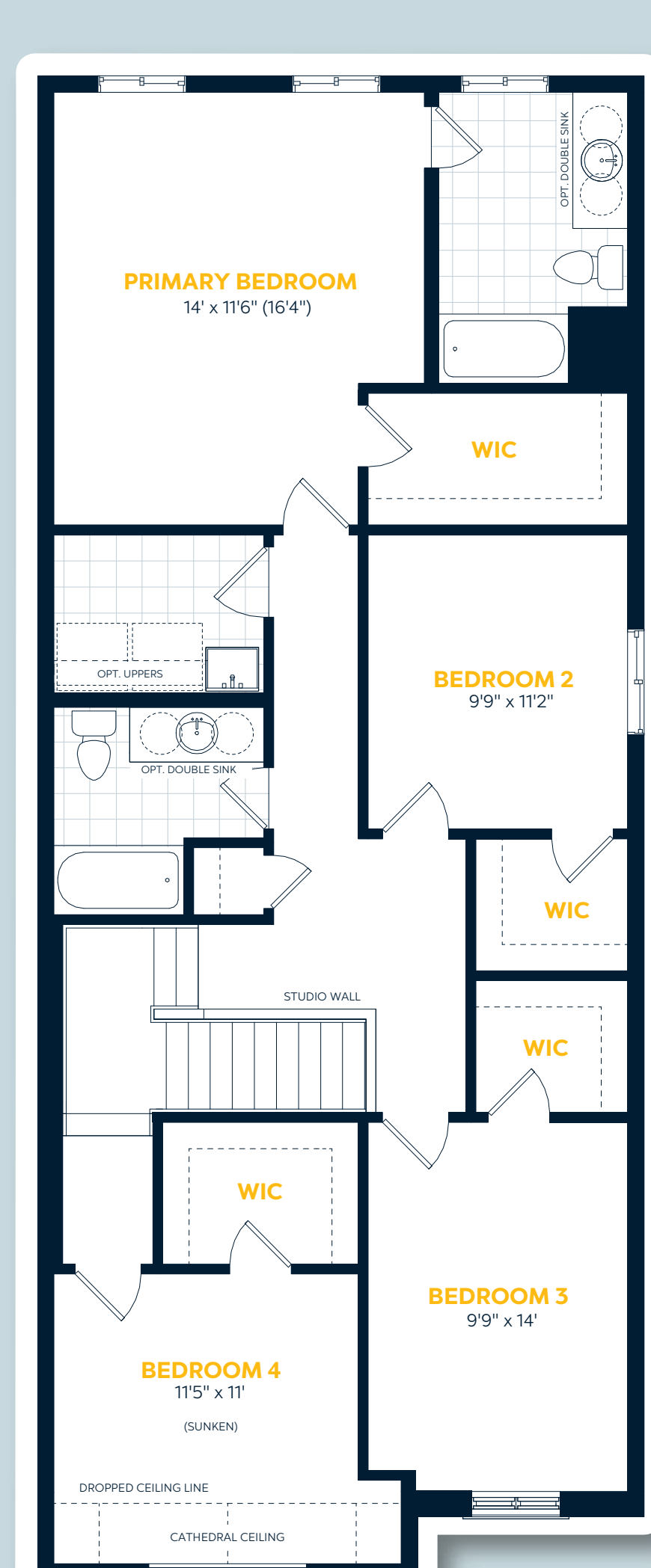
Elevation Variations

Elevation C Covered Porch Variation



Upper Floor

Elevation A



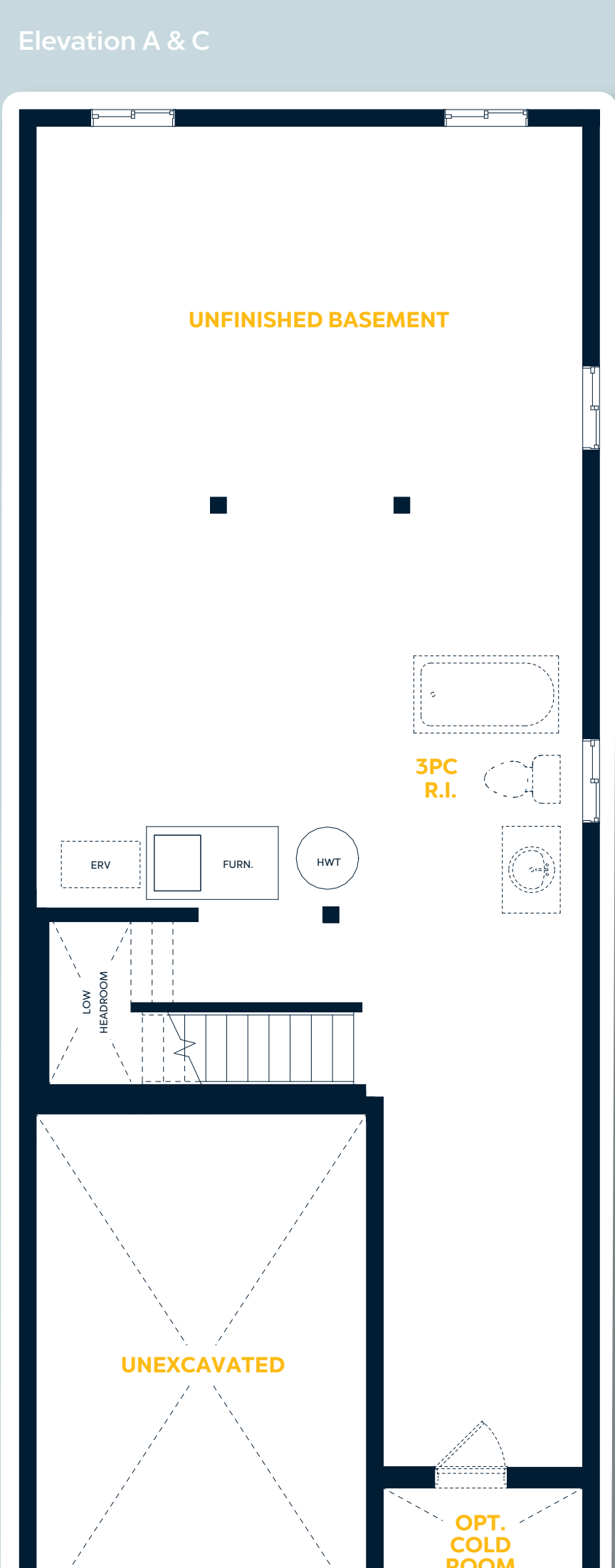
Elevation Variations

Elevation C Front Bedrooms Variation



Basement Floor

Elevation A & C



E.&O.E. All materials, specifications and floorplans are subject to change without notice. All house renderings are artist's concept. All floorplans are approximate dimensions. Actual usable floor space may vary from stated floor area. Some designs may require upgraded lots. © Fusion Homes 2025. Reproduction of this plan is strictly prohibited.

The Kyra

1,900 sq.ft.

3 Bedroom | 2.5 Bathroom | 1 Car Garage

Avia Series | Tidra

30'

- Optional Double Closets in Foyer
- Open Concept Kitchen and Great Room
- Main Floor Office
- Convenient Upper Floor Laundry
- Upper Floor Family Room

Elevations

Kyra A



Kyra B

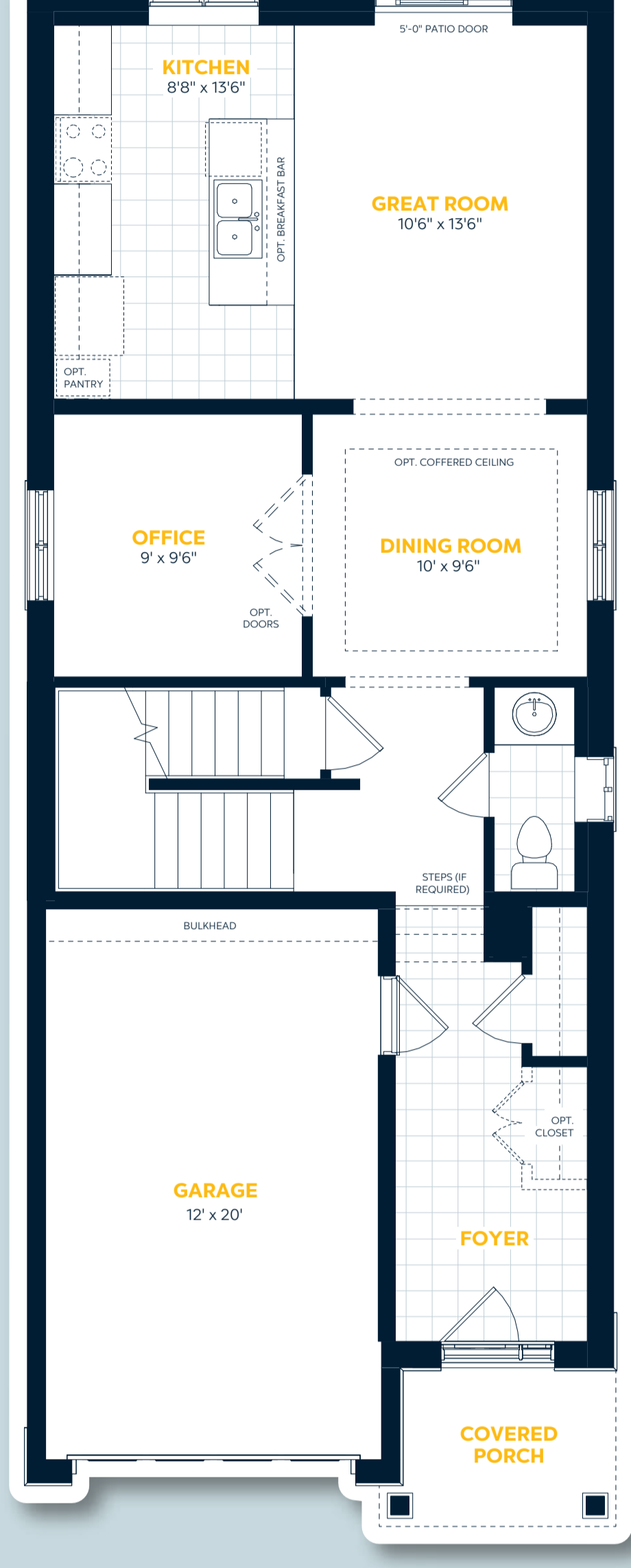


Kyra D



Main Floor

Elevation A & D



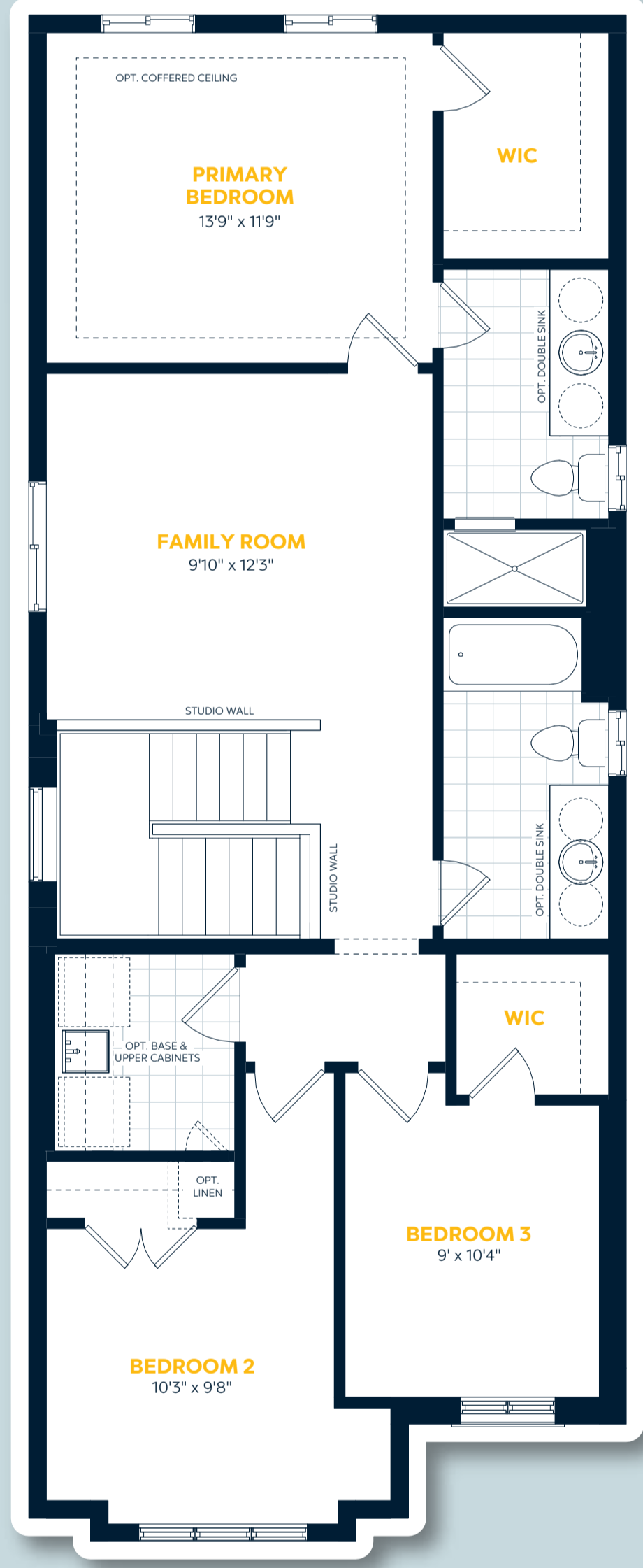
Elevation Variations

Elevation B Dining Room Variation



Upper Floor

Elevation A



Elevation Variations

Elevation B Front Bedrooms Variation

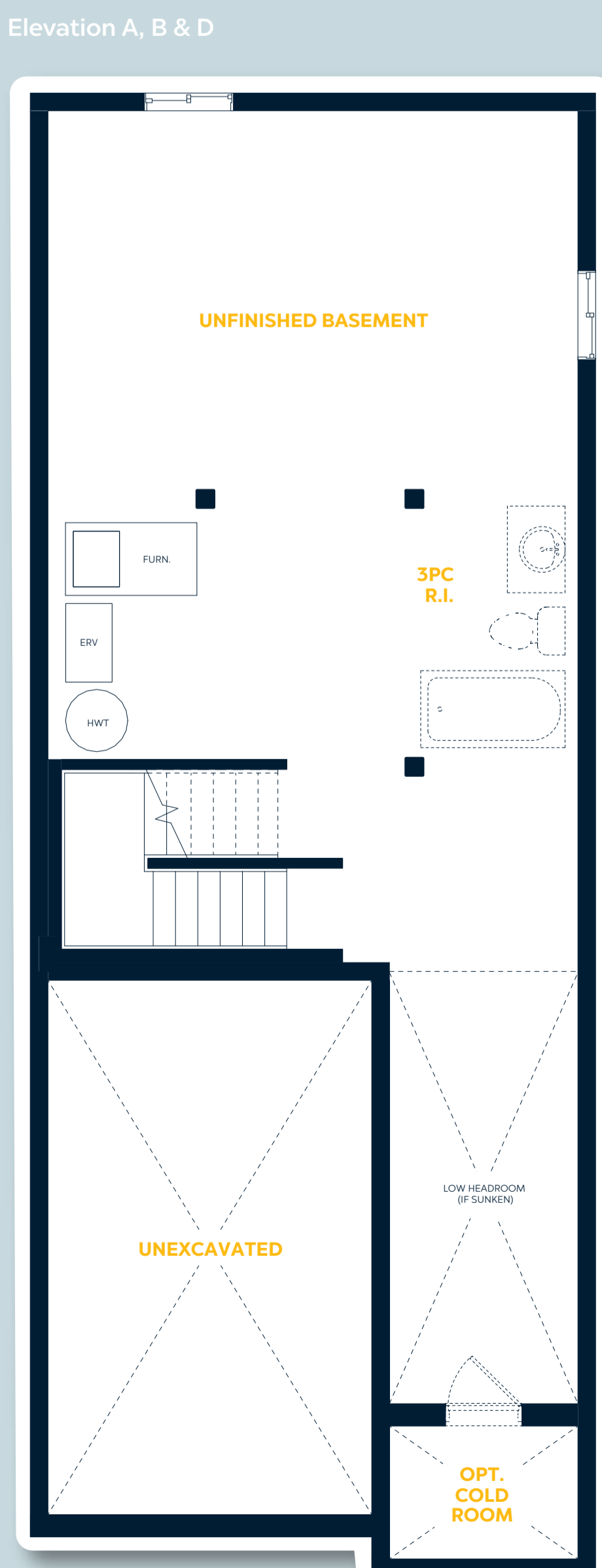


Elevation D Front Bedrooms Variation



Basement Floor

Elevation A, B & D



E.&O.E. All materials, specifications and floorplans are subject to change without notice. All house renderings are artist's concept. All floorplans are approximate dimensions. Actual usable floor space may vary from stated floor area. Some designs may require upgraded lots. © Fusion Homes 2025. Reproduction of this plan is strictly prohibited.

The Mika

1,850 sq.ft.

3 Bedroom | 1.5 Bathroom | 1 Car Garage

Nova Series | Tidra

30'

Open Concept Main Floor
 Convenient Main Floor Powder Room
 Large Laundry Room & Mud Room
 Upper Floor Family Room
 Large Primary Bedroom With Sitting Area

Elevations

Mika A

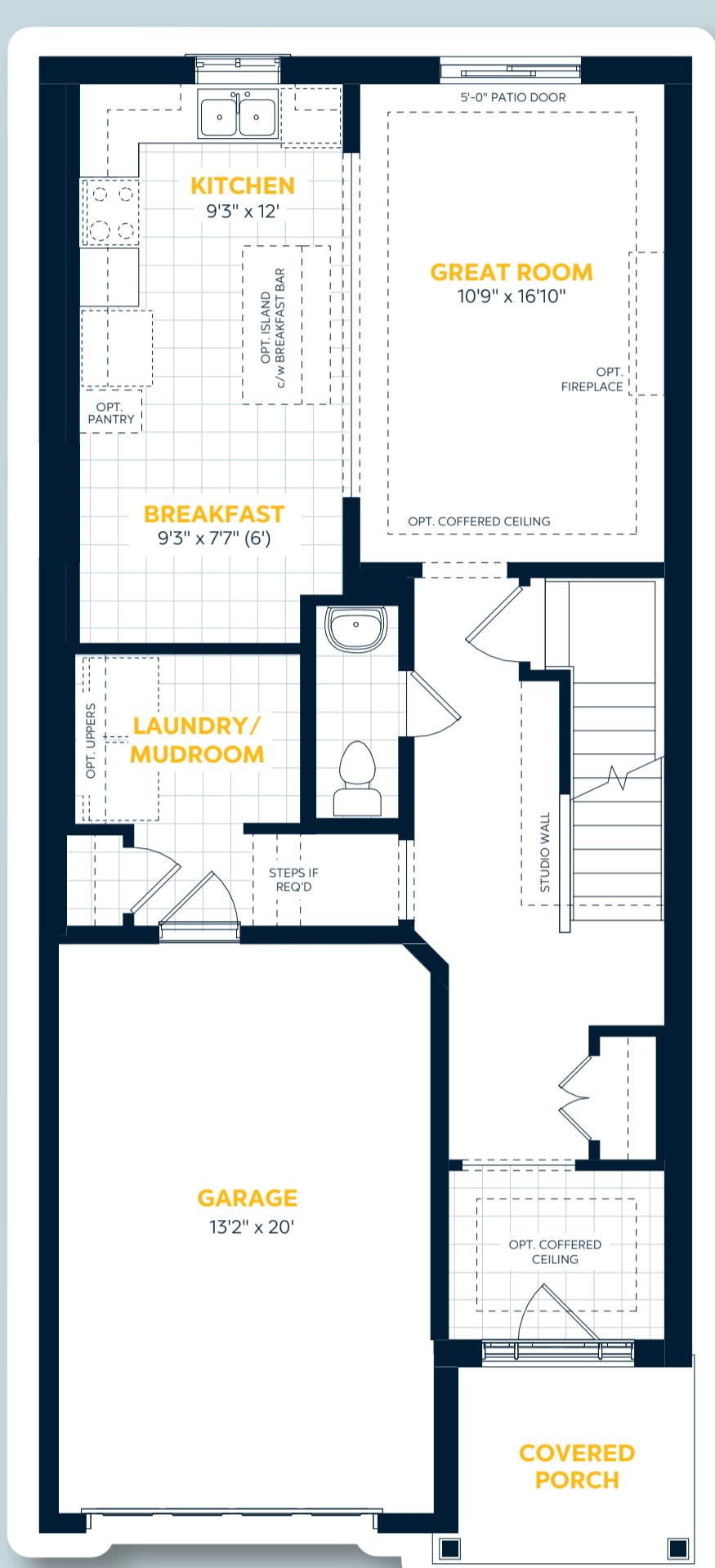


Mika C



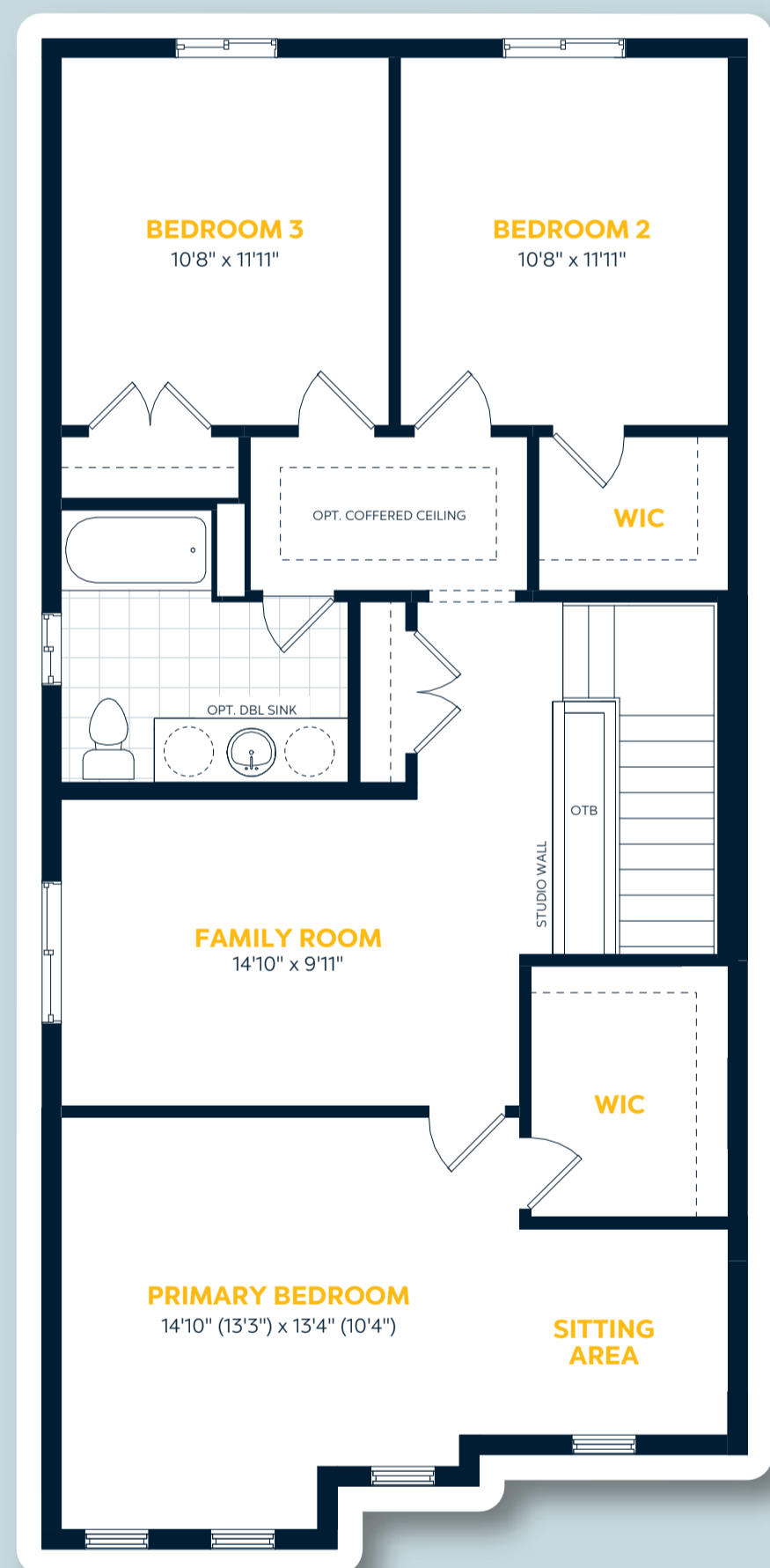
Main Floor

Elevation A & C



Upper Floor

Elevation A



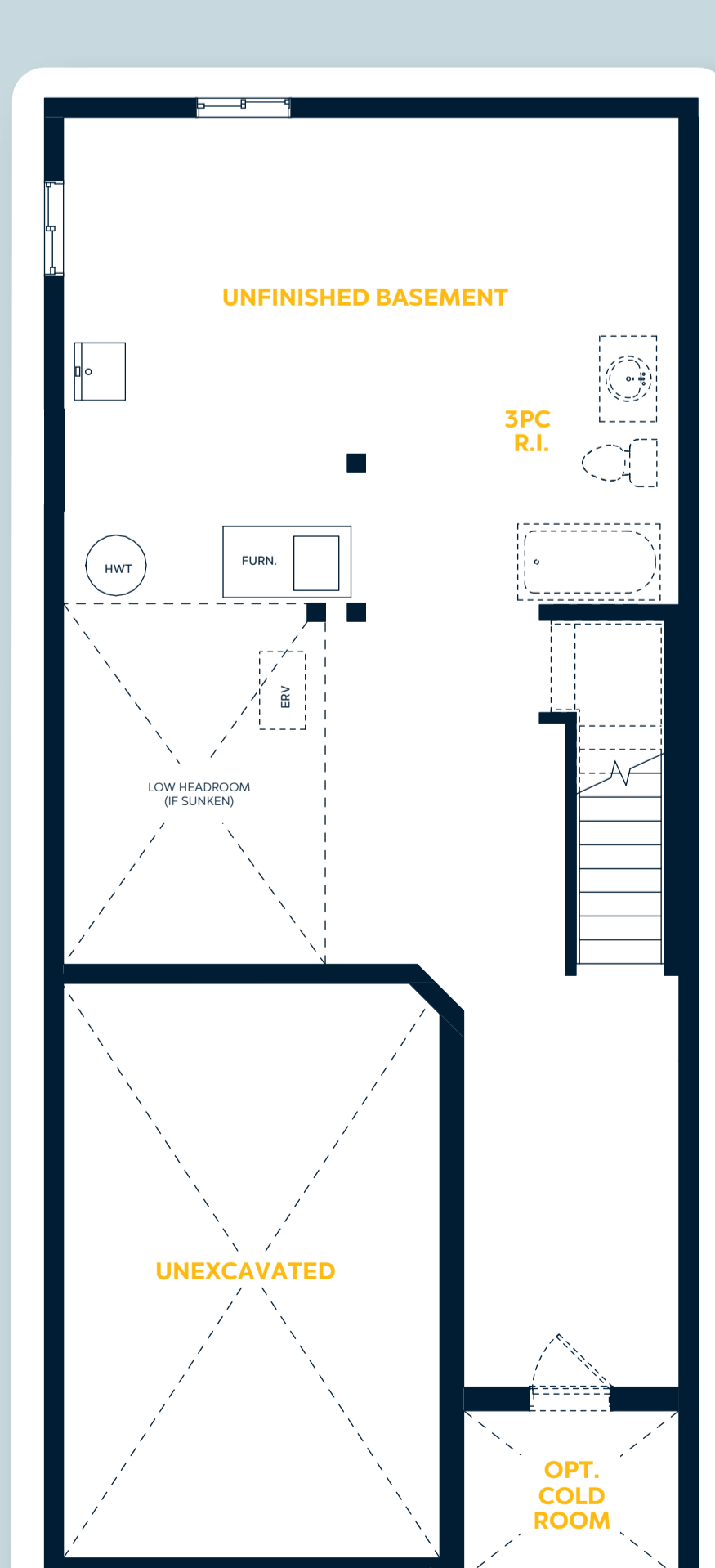
Elevation Variations

Elevation C
 Primary Bedroom Variation



Basement Floor

Elevation A & C



The Orla

1,700 sq.ft.

3 Bedroom | 1.5 Bathroom | 1 Car Garage

Nova Series | Tidra

30'

- Convenient Main Floor Powder Room
- Open Concept Main Floor
- Convenient Upper Floor Laundry
- Oversized Primary Walk-In Closet
- Large Primary Bedroom With Sitting Area

Elevations

Orla A

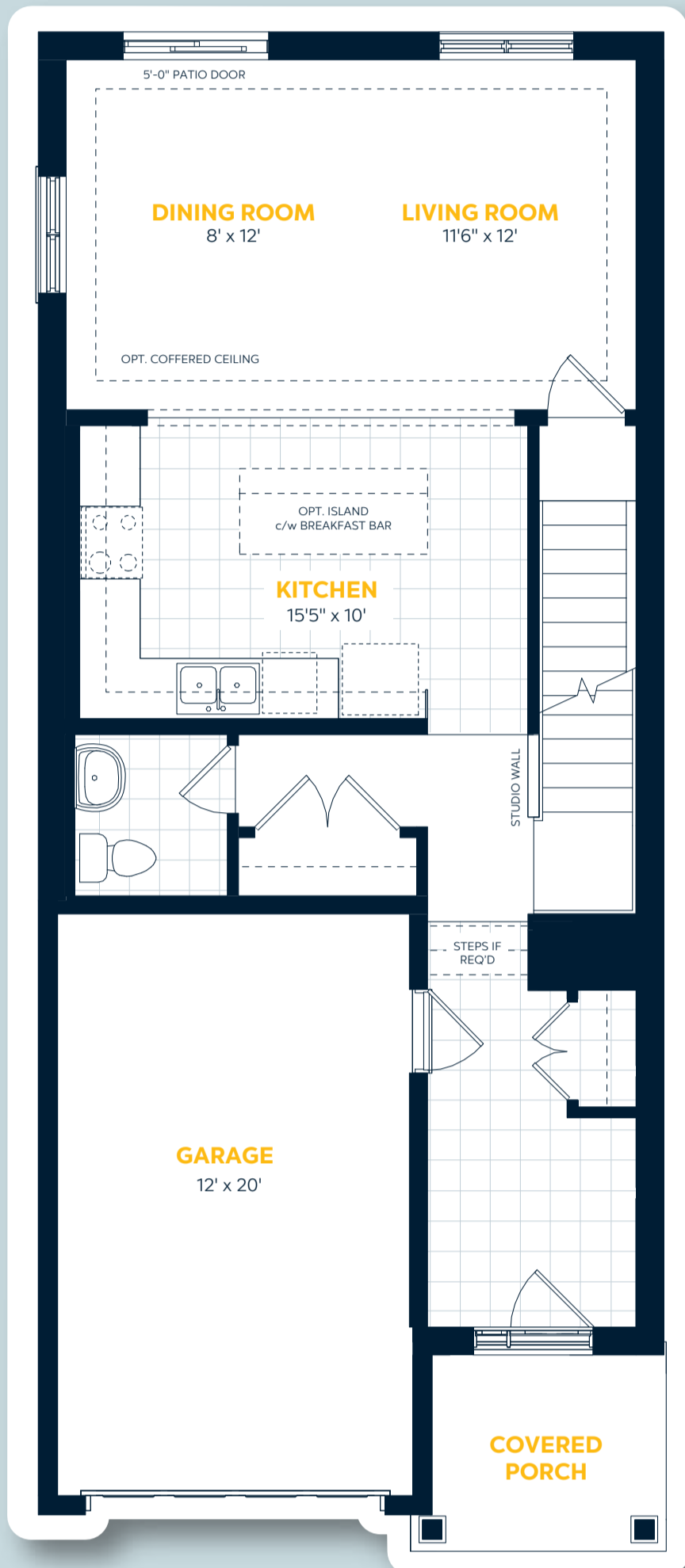


Orla C



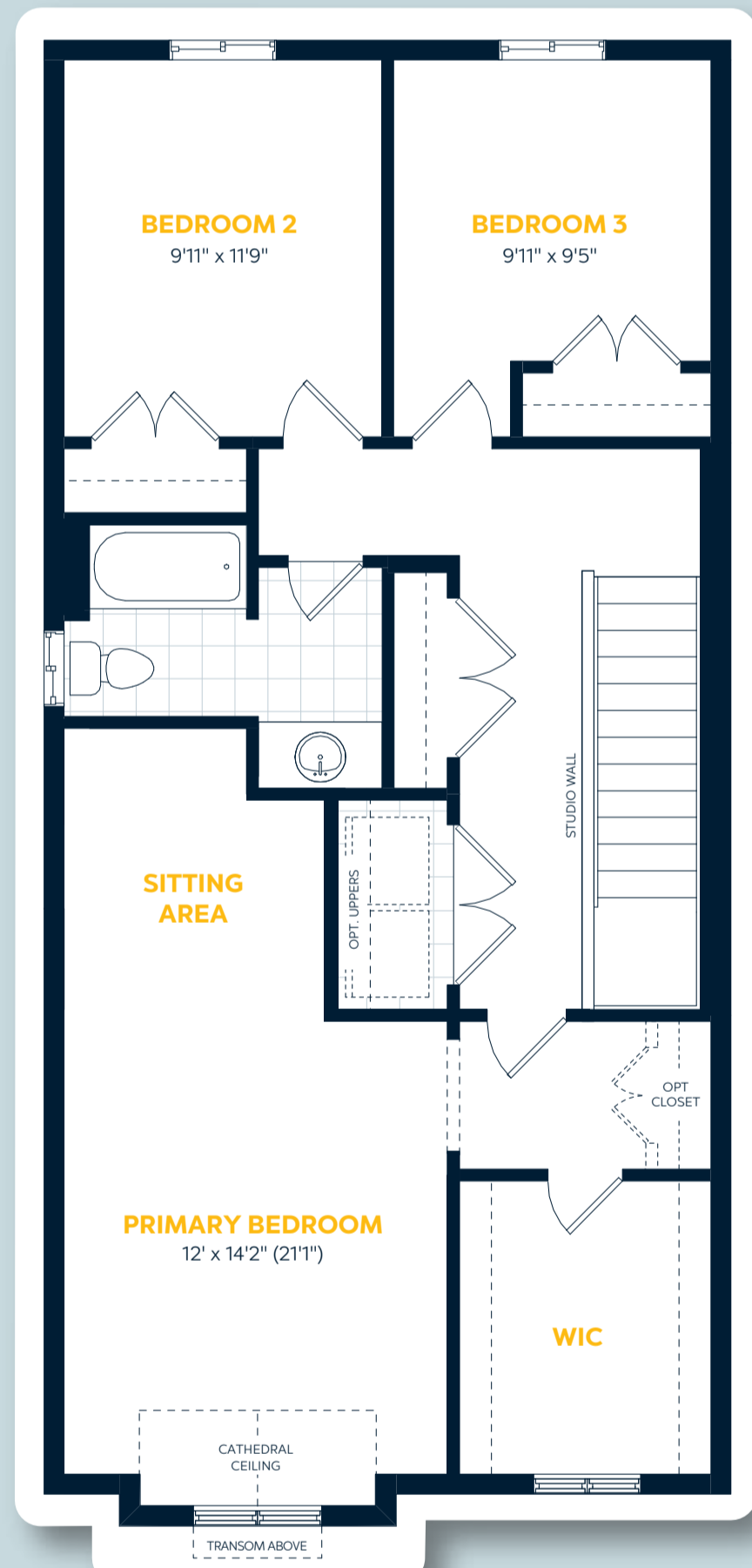
Main Floor

Elevation A & C



Upper Floor

Elevation A



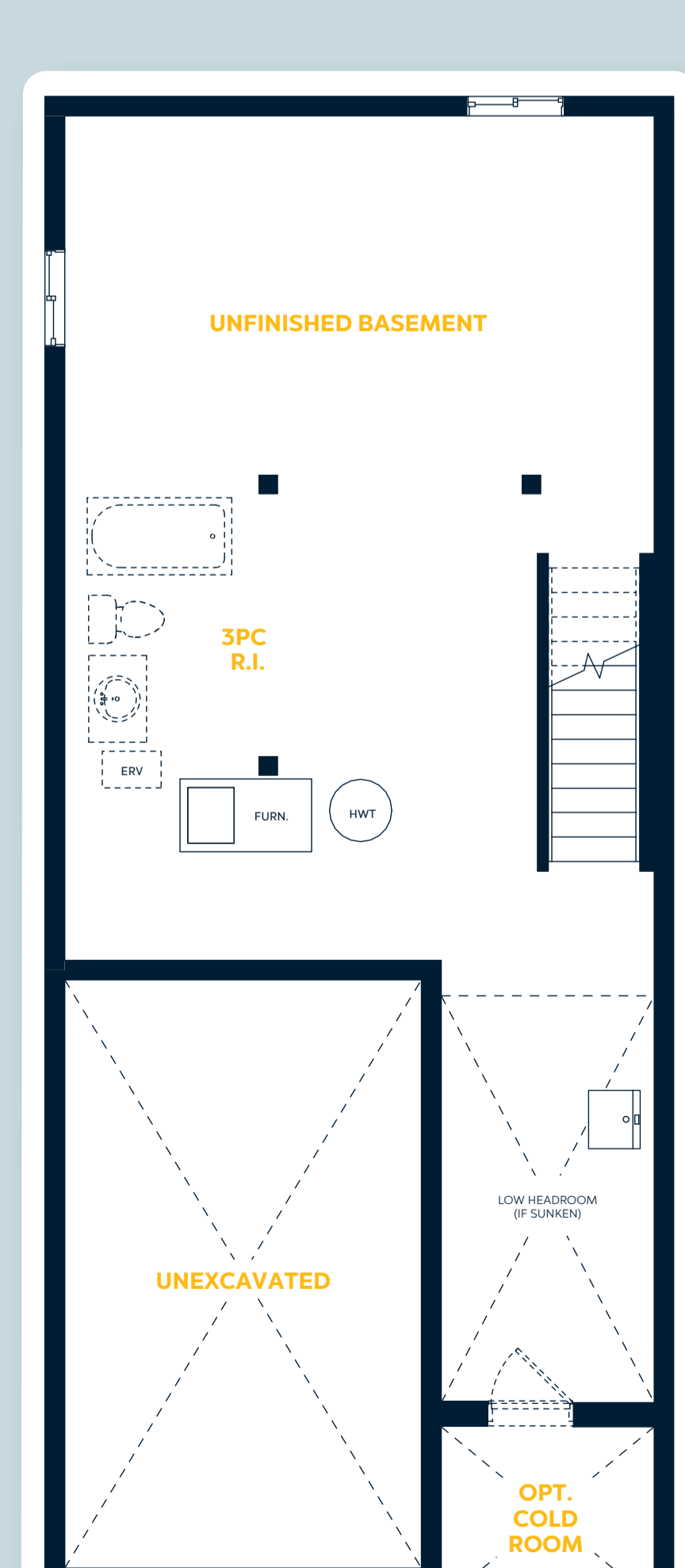
Elevation Variations

Elevation C
Primary Bedroom Variation



Basement Floor

Elevation A & C



E.&O.E. All materials, specifications and floorplans are subject to change without notice. All house renderings are artist's concept. All floorplans are approximate dimensions. Actual usable floor space may vary from stated floor area. Some designs may require upgraded lots. © Fusion Homes 2025. Reproduction of this plan is strictly prohibited.

The Shay

1,890 sq.ft.

3 Bedroom | 2.5 Bathroom | 1 Car Garage

Avia Series | Tidra

30'

Open Concept Main Floor
Main Floor Laundry and Mud Room
Upper Floor Family Room
Large Primary Walk-In Closet
Increased Closet Space in Bedrooms 2 & 3

Elevations

Shay A



Shay B

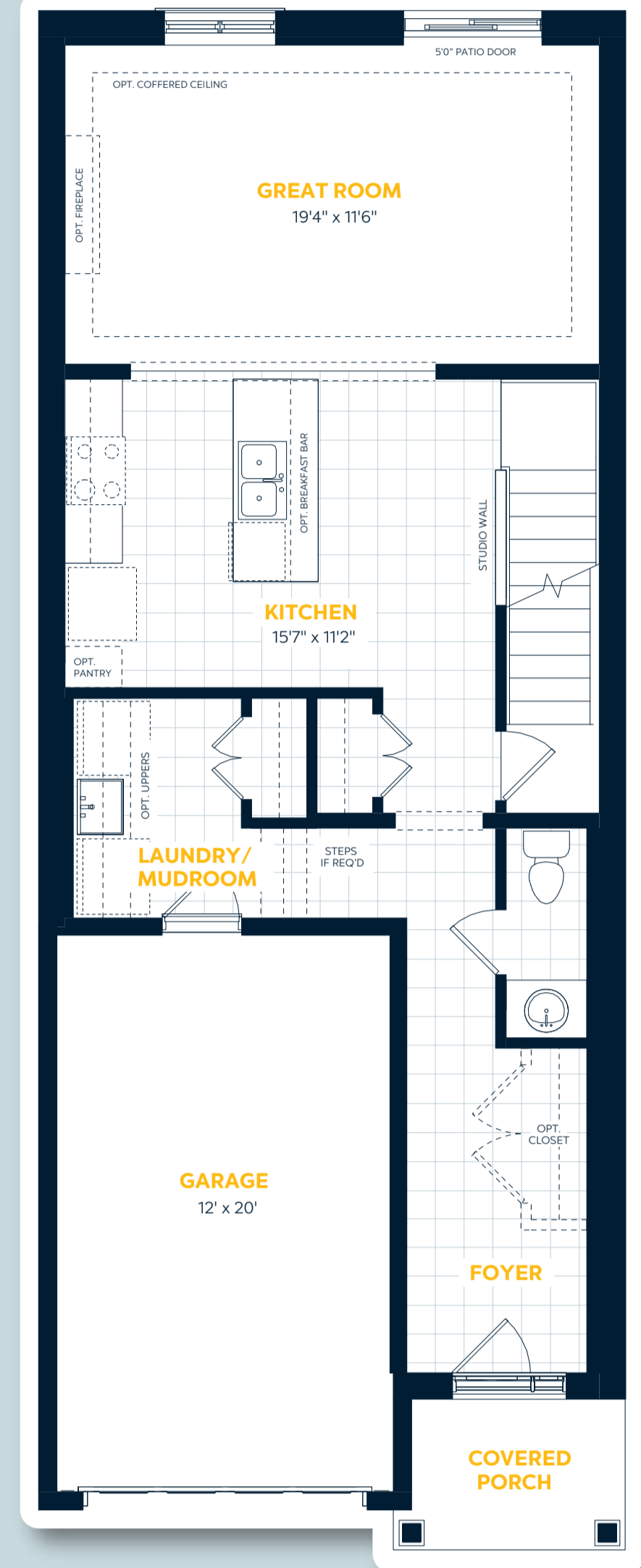


Shay D



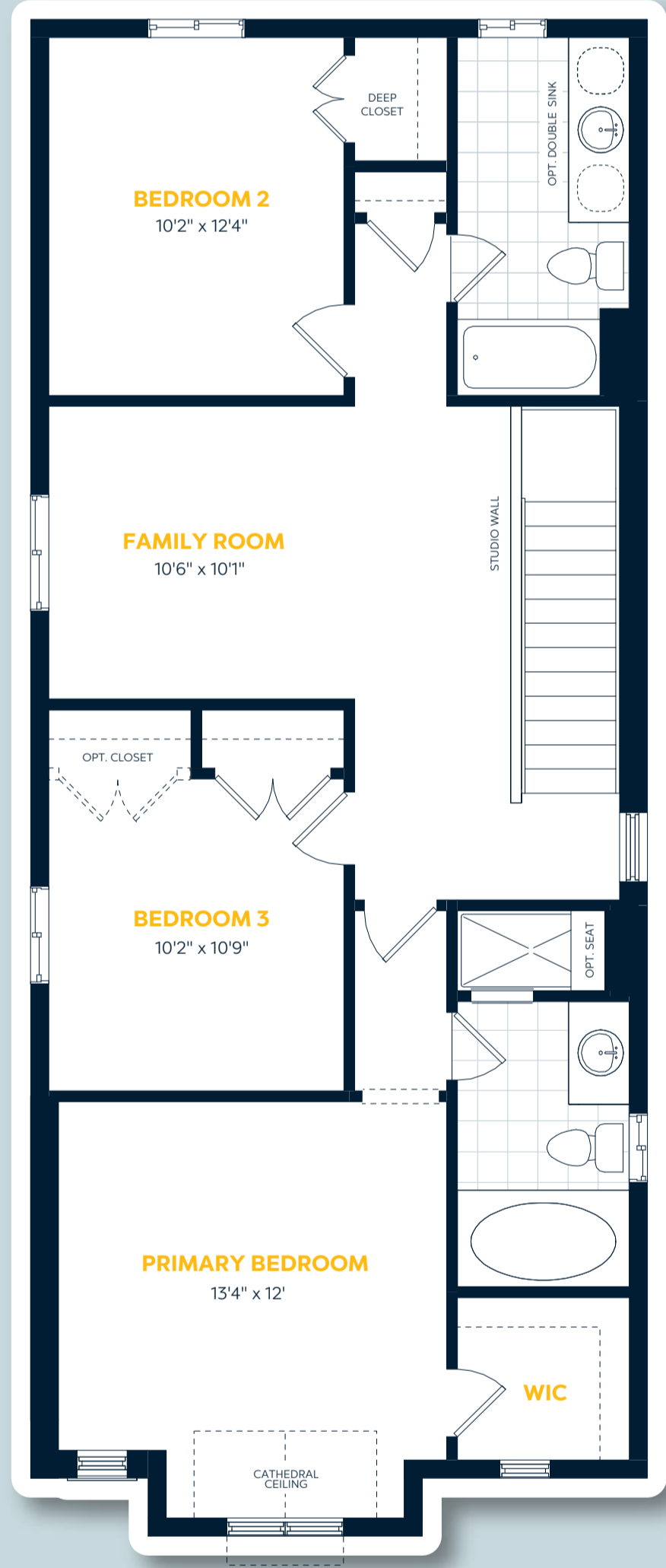
Main Floor

Elevation A, B & D



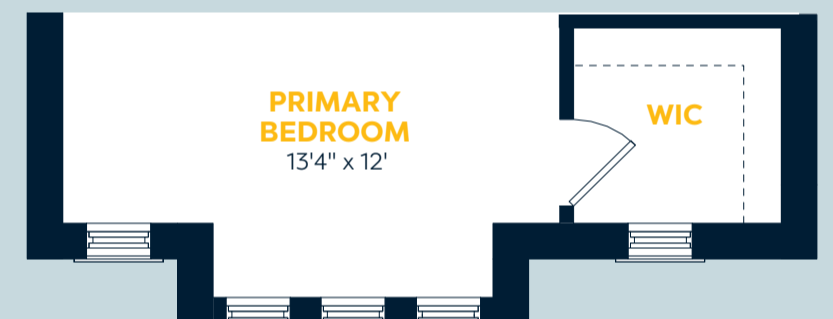
Upper Floor

Elevation A



Elevation Variations

Elevation B
Primary Bedroom Variation

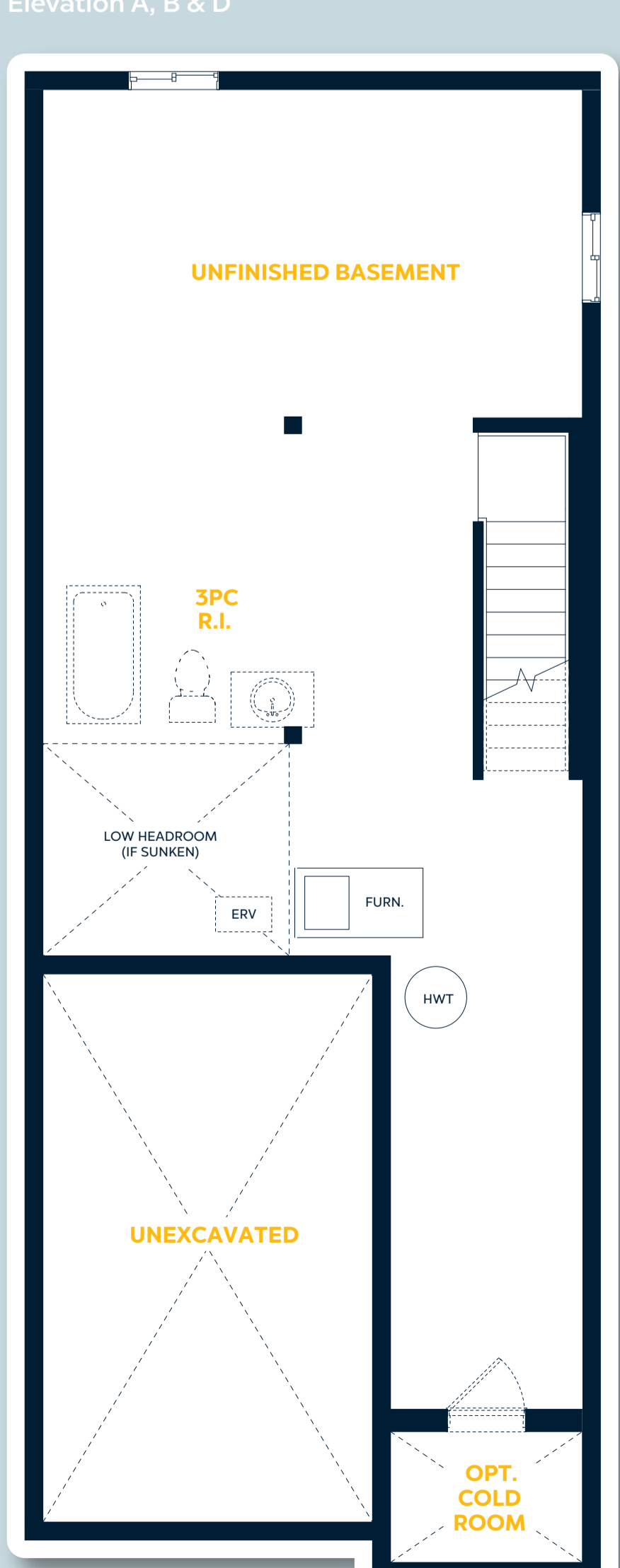


Elevation D
Primary Bedroom Variation



Basement Floor

Elevation A, B & D



E.&O.E. All materials, specifications and floorplans are subject to change without notice. All house renderings are artist's concept. All floorplans are approximate dimensions. Actual usable floor space may vary from stated floor area. Some designs may require upgraded lots. © Fusion Homes 2025. Reproduction of this plan is strictly prohibited.

The Theo

2,100 sq.ft.

3 Bedroom | 2.5 Bathroom | 1 Car Garage

Avia Series | Tidra

30'

Open Concept Main Floor
Main Floor Laundry and Mud Room
Optional Walk-In Pantry
Upper Floor Family Room
Oversized Primary Walk-In Closet

Elevations

Theo A

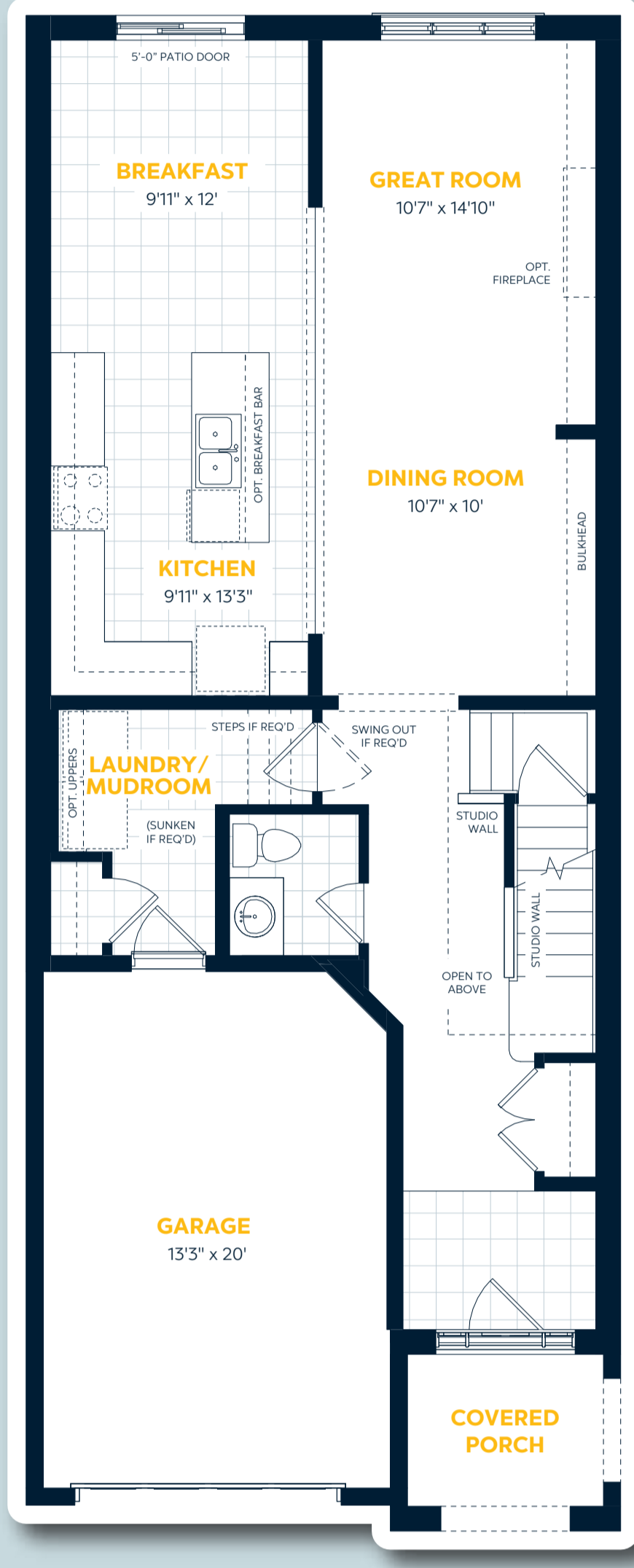


Theo C



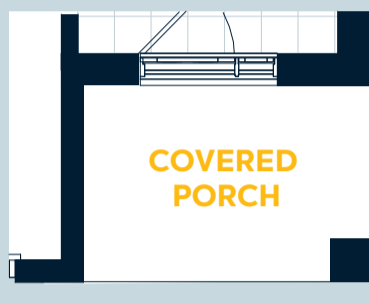
Main Floor

Elevation A



Elevation Variations

Elevation C
Covered Porch Variation



Upper Floor

Elevation A



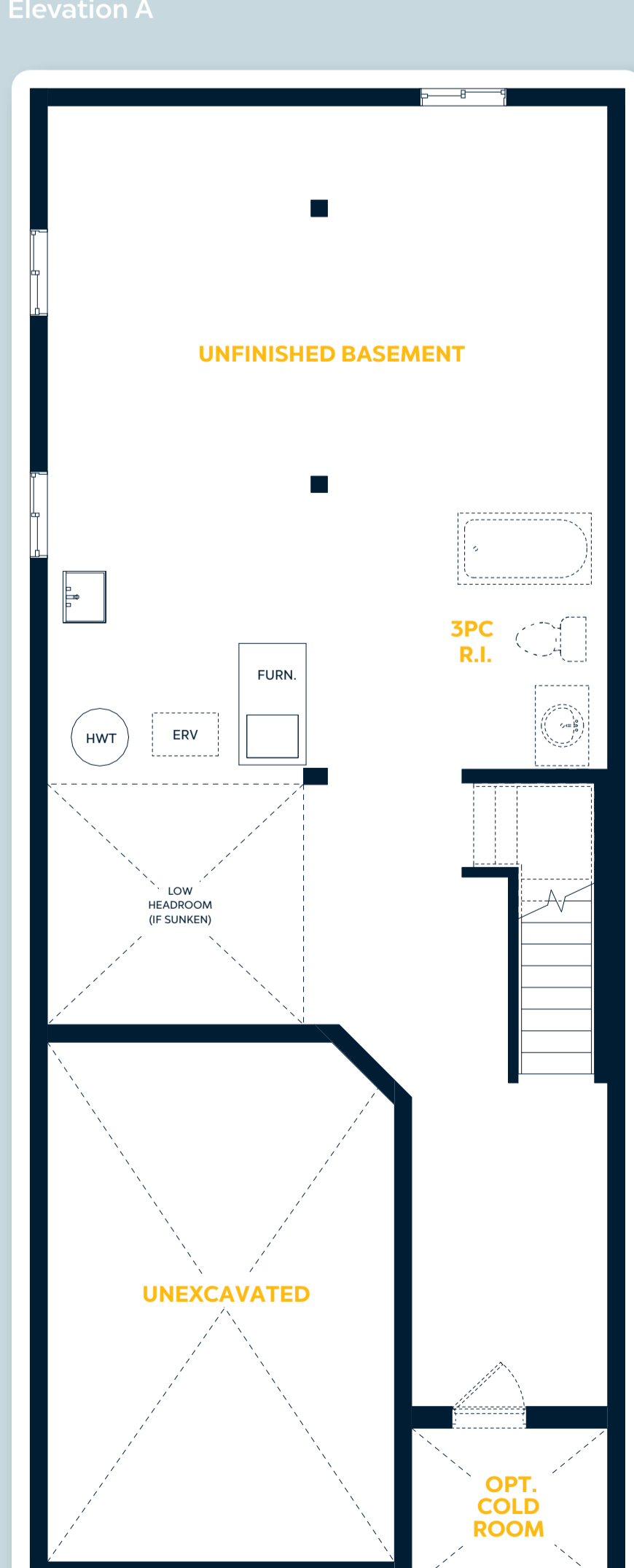
Elevation Variations

Elevation C
Bedroom 3 and Family Room Variation



Basement Floor

Elevation A



Elevation Variations

Elevation C
Optional Cold Room Variation



The Naveen

2,050 sq.ft.

3 Bedroom | 1.5 Bathroom | 2 Car Garage

Culmination Series | Tidra

34'

- Open Concept Main Floor
- Convenient Main Floor Powder Room
- Large Laundry Room
- Upper Floor Family Room
- Walk-In Closets In All Bedrooms

Elevations

Naveen A

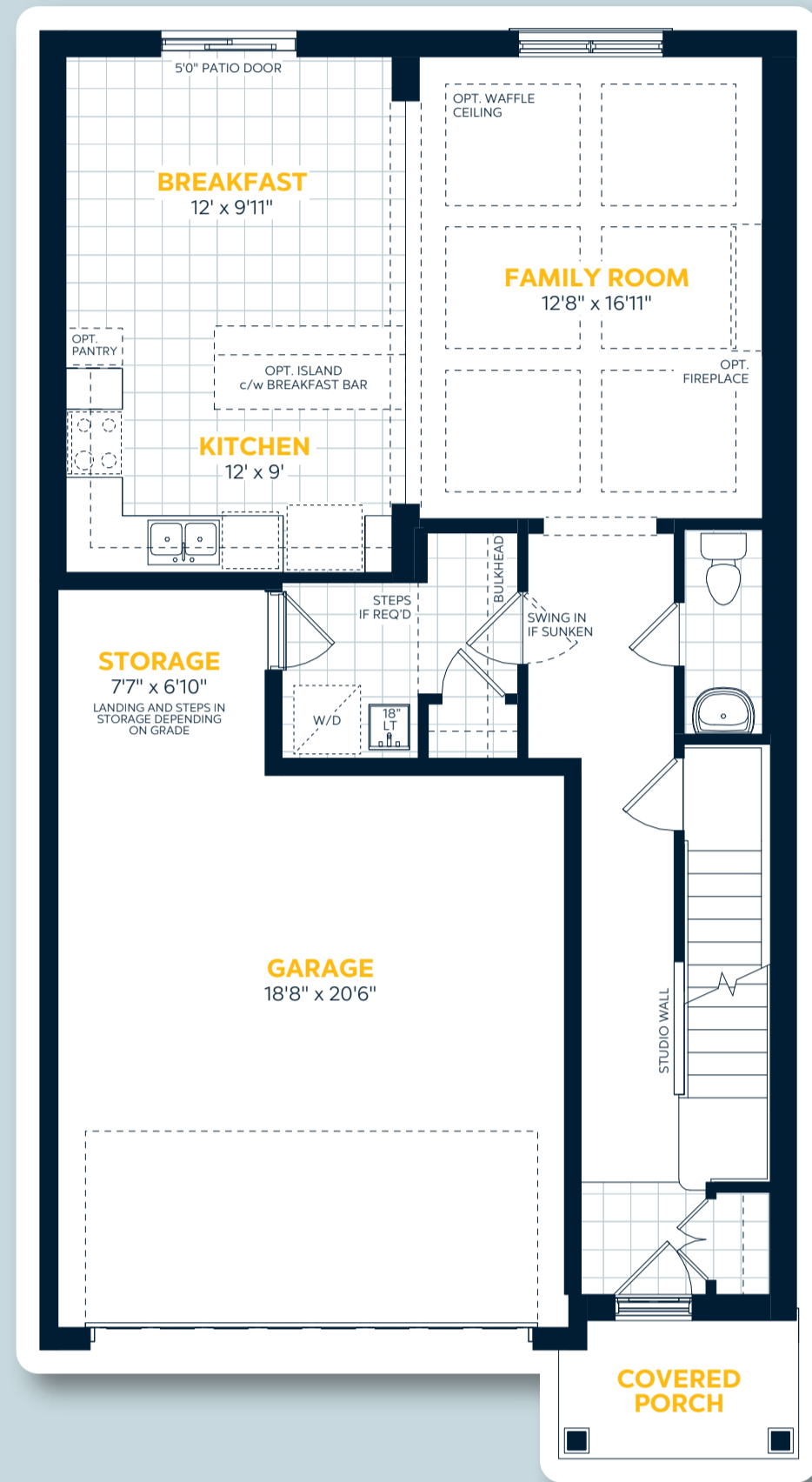


Naveen C



Main Floor

Elevation A & C



Upper Floor

Elevation A



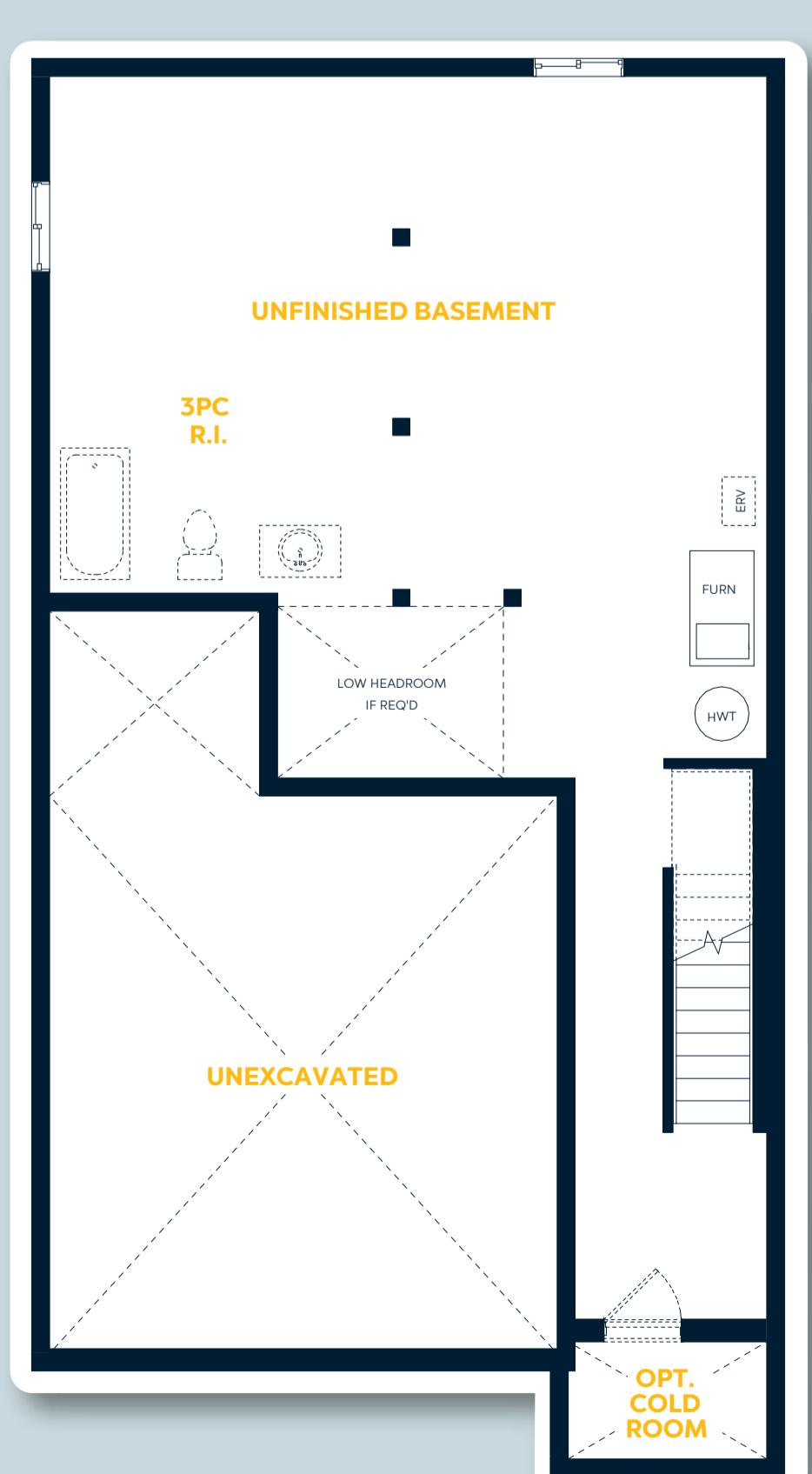
Elevation Variations

Elevation C
Bedroom 2 and Media Room Variation



Basement Floor

Elevation A & C



E.&O.E. All materials, specifications and floorplans are subject to change without notice. All house renderings are artist's concept. All floorplans are approximate dimensions. Actual usable floor space may vary from stated floor area. Some designs may require upgraded lots. © Fusion Homes 2025. Reproduction of this plan is strictly prohibited.

The Primori

1,925 sq.ft.

4 Bedroom | 1.5 Bathroom | 2 Car Garage

Culmination Series | Tidra

34'

- Open Concept Main Floor
- Open-To-Above Main Hall Entrance
- Convenient Main Floor Powder Room
- Large Primary Bedroom with Sitting Area
- Optional Primary Bedroom Ensuite Designer Option

Elevations

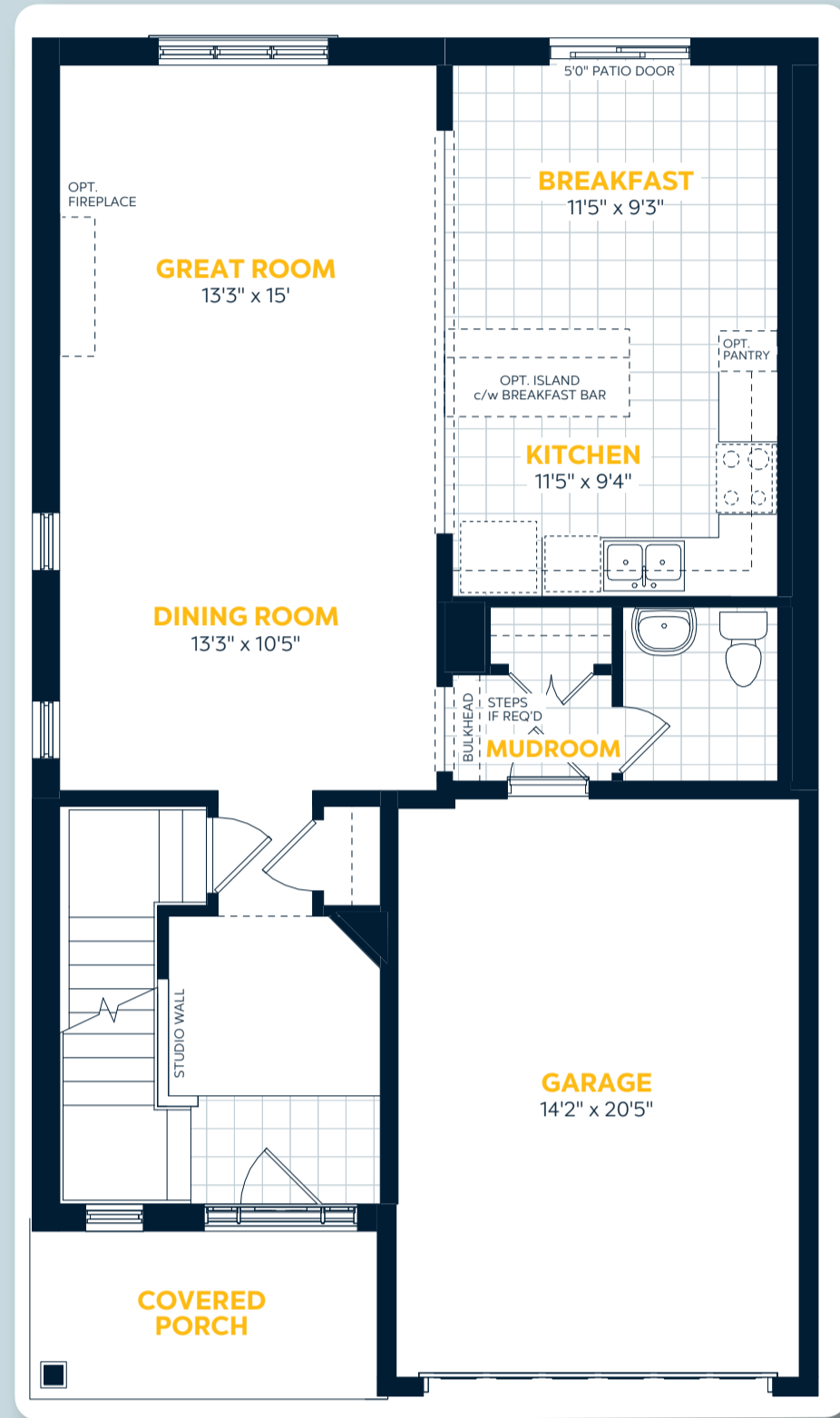
Primori A



Primori C

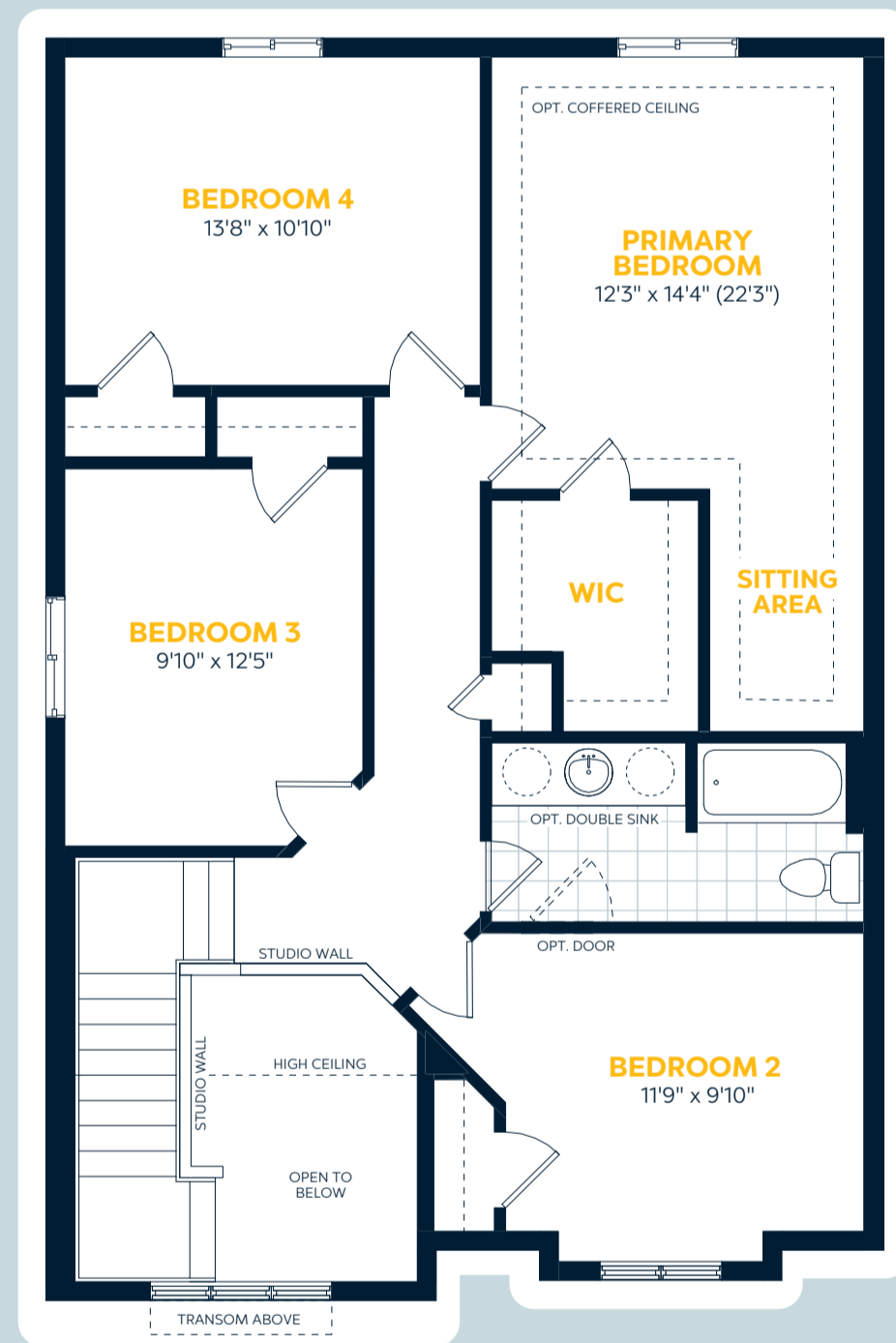


Main Floor



Upper Floor

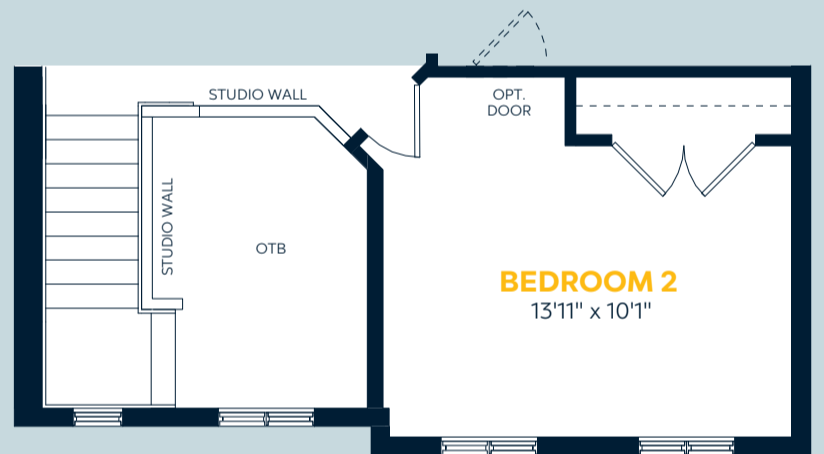
Elevation A



Elevation Variations

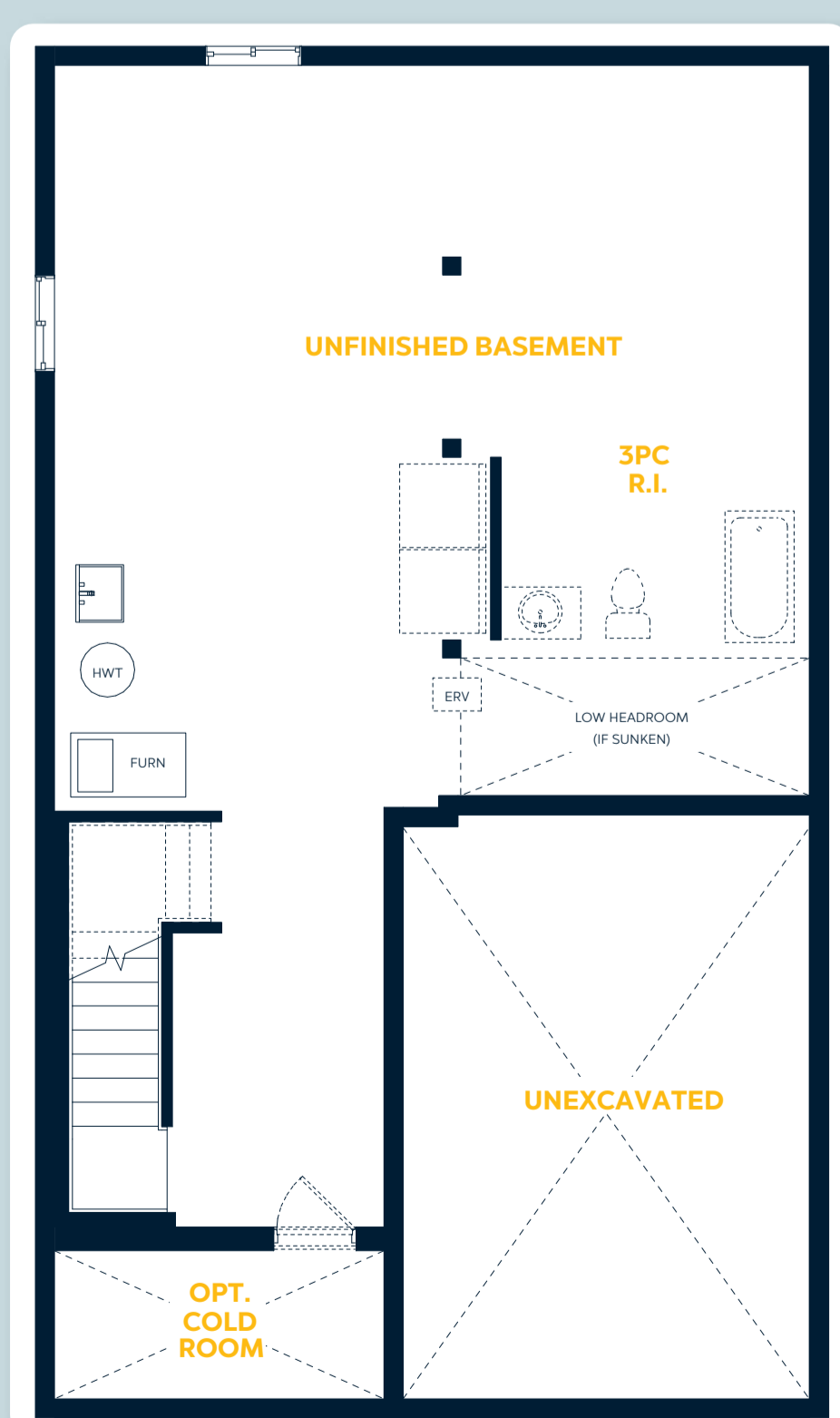
Elevation C

Front Windows and Bedroom 2 Variation



Basement Floor

Elevation A & C



E.&O.E. All materials, specifications and floorplans are subject to change without notice. All house renderings are artist's concept. All floorplans are approximate dimensions. Actual usable floor space may vary from stated floor area. Some designs may require upgraded lots. © Fusion Homes 2025. Reproduction of this plan is strictly prohibited.

The Brockton IV

2,400 sq.ft.

4 Bedroom | 2.5 Bathroom | 2 Car Garage

Culmination Series | Tidra

34'

- Large Foyer with Optional Coffered Detailing
- Open-Concept Main Floor with Great Room Open to Large Kitchen
- Grand Curved Staircase
- Four Spacious Bedrooms each with Oversized Closets
- Convenient Upstairs Laundry Room
- Additional Storage Space in Garage

Elevations

Brockton IV A

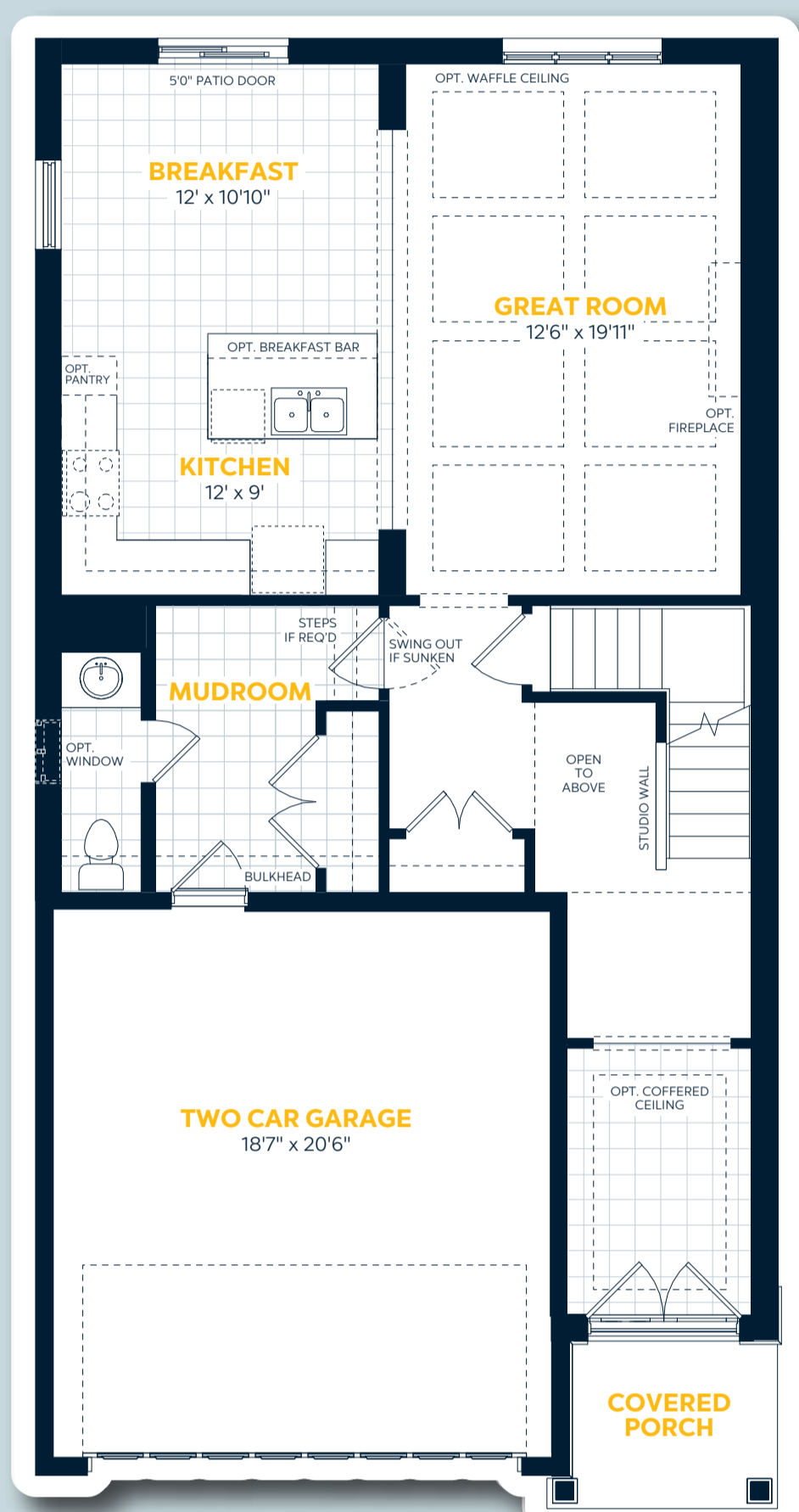


Brockton IV B



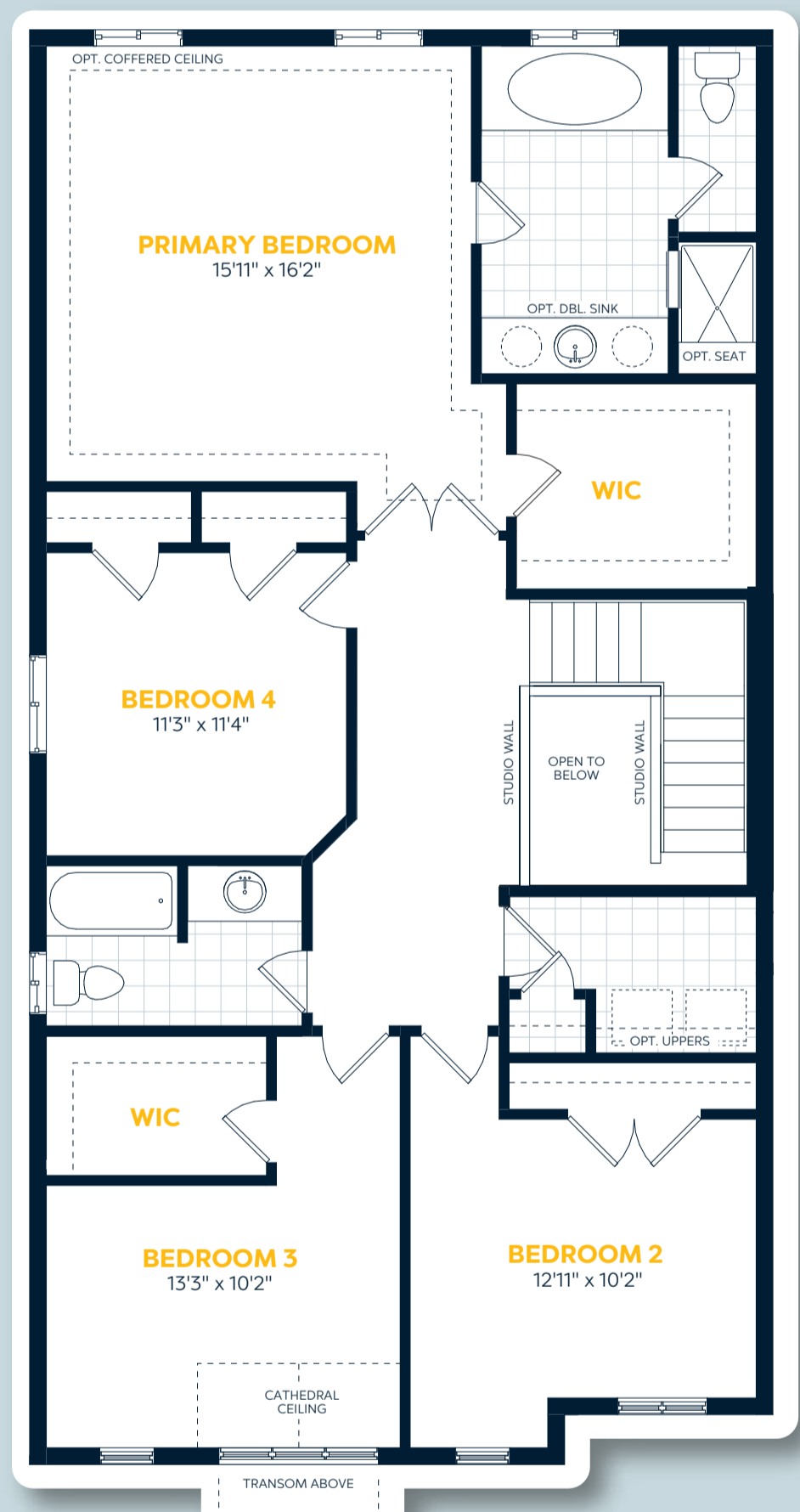
Main Floor

Elevation A & B



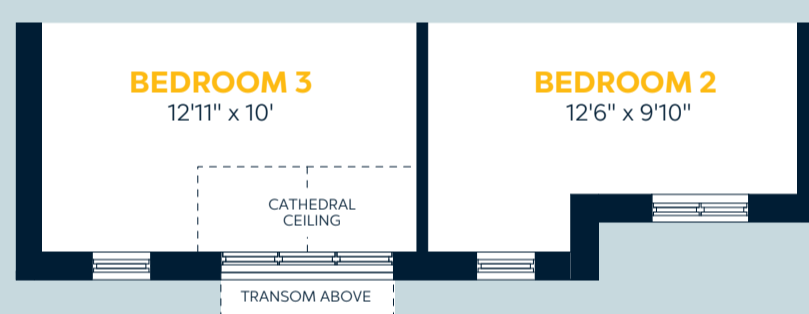
Upper Floor

Elevation A



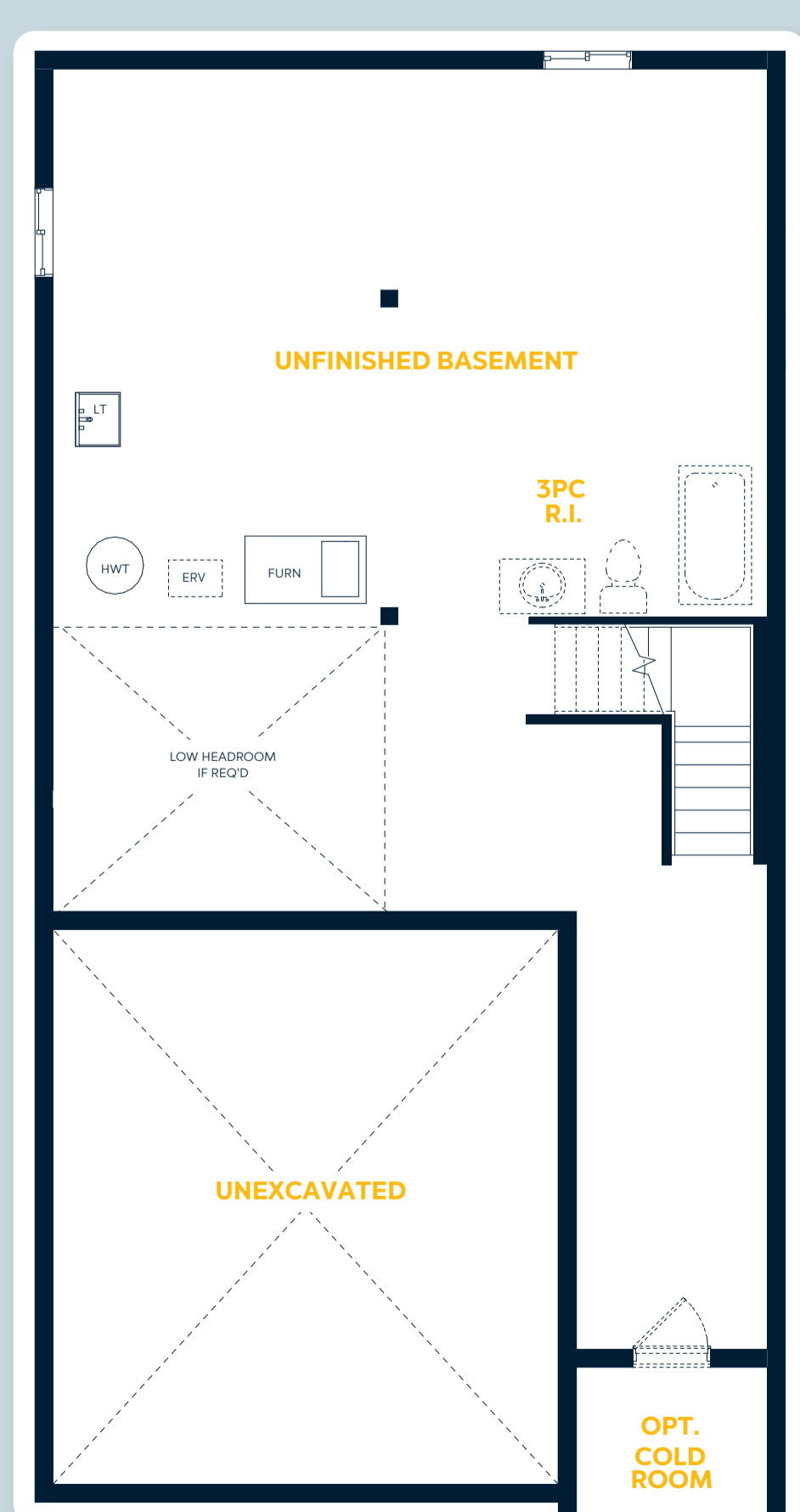
Elevation Variations

Elevation B
Front Bedrooms Variation



Basement Floor

Elevation A & B



E.&O.E. All materials, specifications and floorplans are subject to change without notice. All house renderings are artist's concept. All floorplans are approximate dimensions. Actual usable floor space may vary from stated floor area. Some designs may require upgraded lots. © Fusion Homes 2025. Reproduction of this plan is strictly prohibited.

The Hampton IV

2,600 sq.ft.

4 Bedroom | 3.5 Bathroom | 2 Car Garage

Culmination Series | Tidra

34'

Large Open-Concept Floorplan
Third Bathroom on Upper Level
Formal Dining Room

Elevations

Hampton IV A

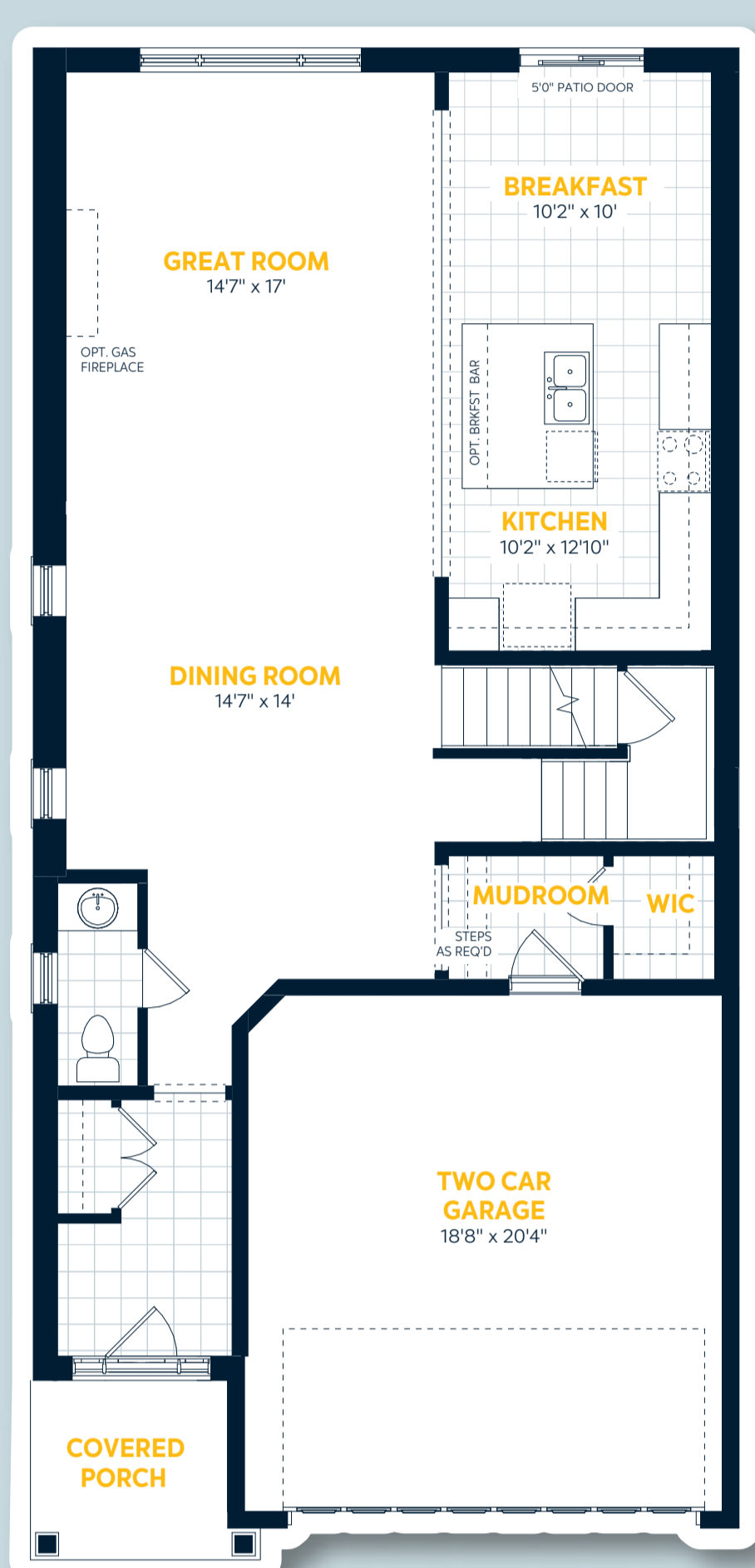


Hampton IV B



Main Floor

Elevation A & B



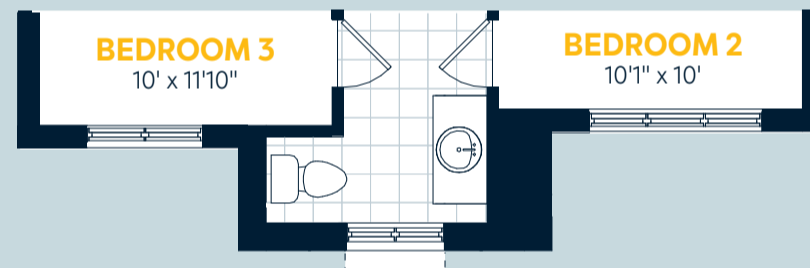
Upper Floor

Elevation A



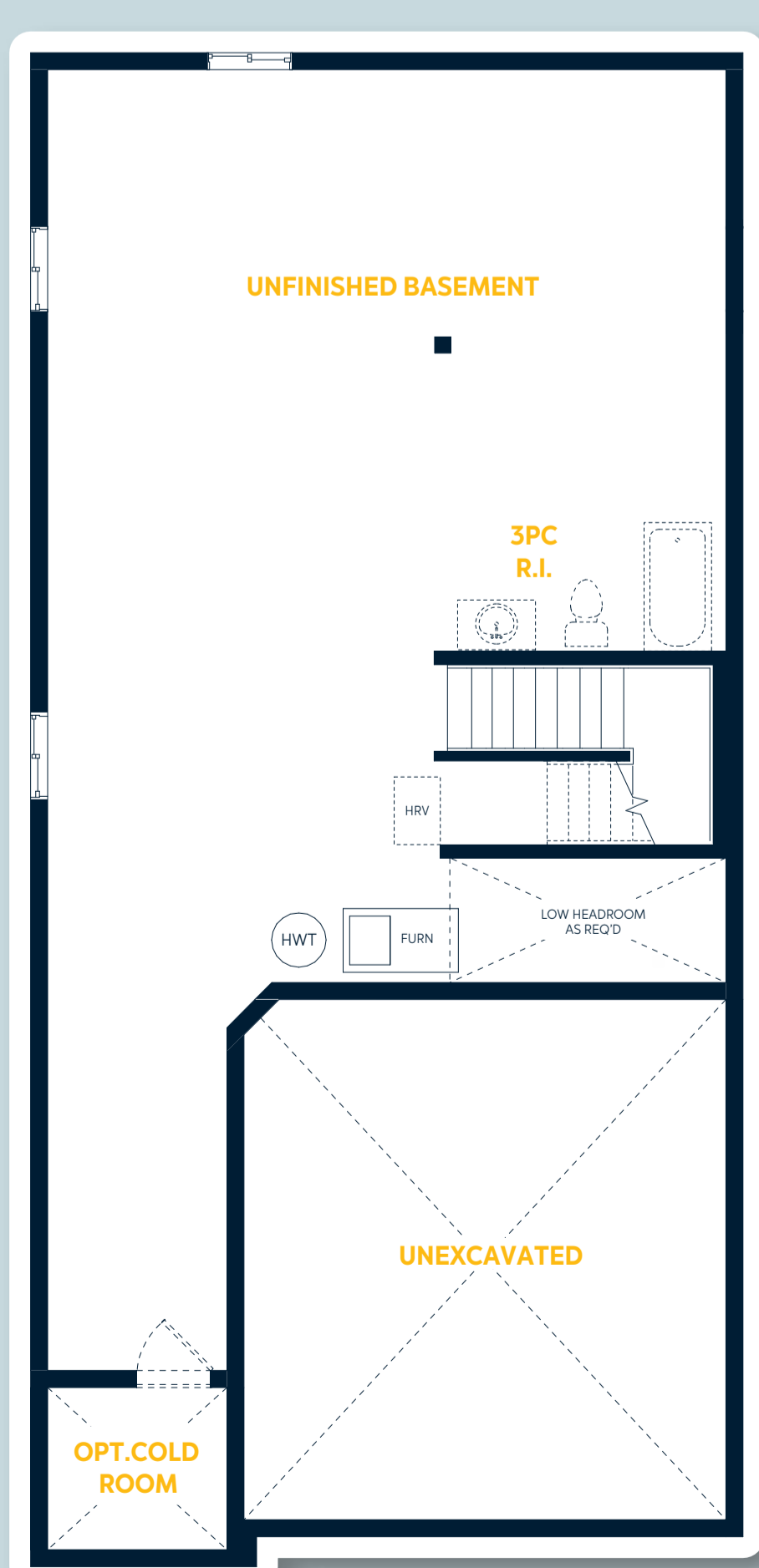
Elevation Variations

Elevation B
Front Bedrooms Variation



Basement Floor

Elevation A & B



E.&O.E. All materials, specifications and floorplans are subject to change without notice. All house renderings are artist's concept. All floorplans are approximate dimensions. Actual usable floor space may vary from stated floor area. Some designs may require upgraded lots. © Fusion Homes 2025. Reproduction of this plan is strictly prohibited.

The Kahlo IV

2,600 sq.ft.

4 Bedroom | 3.5 Bathroom | 2 Car Garage

Culmination Series | Tidra

34'

Grand Multi-functional Great Room
Spacious Main Floor Laundry with Large Closet
Walk-in Pantry in Kitchen
Oversized Primary Ensuite Shower

Elevations

Kahlo IV A

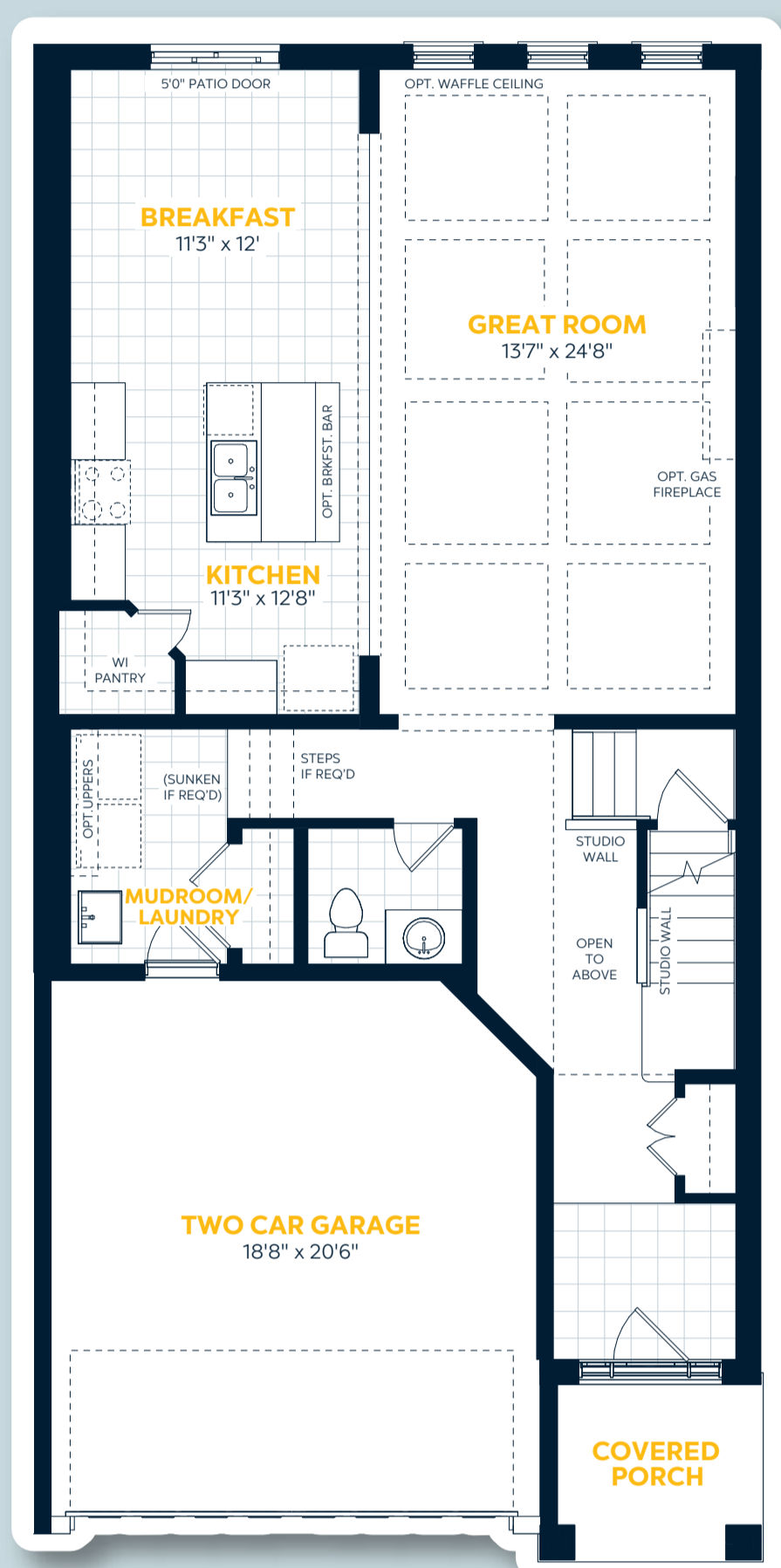


Kahlo IV B



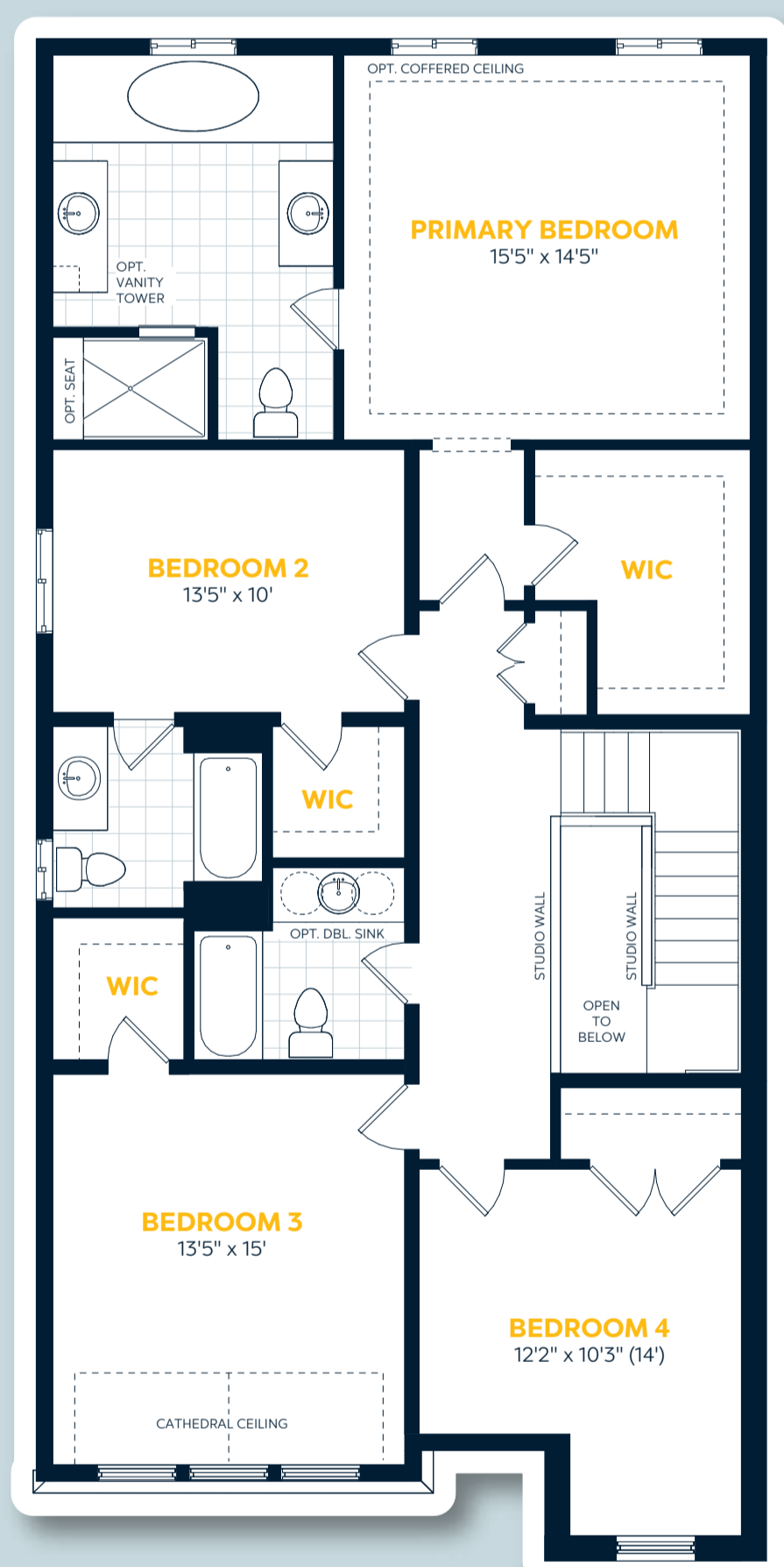
Main Floor

Elevation A & B



Upper Floor

Elevation A



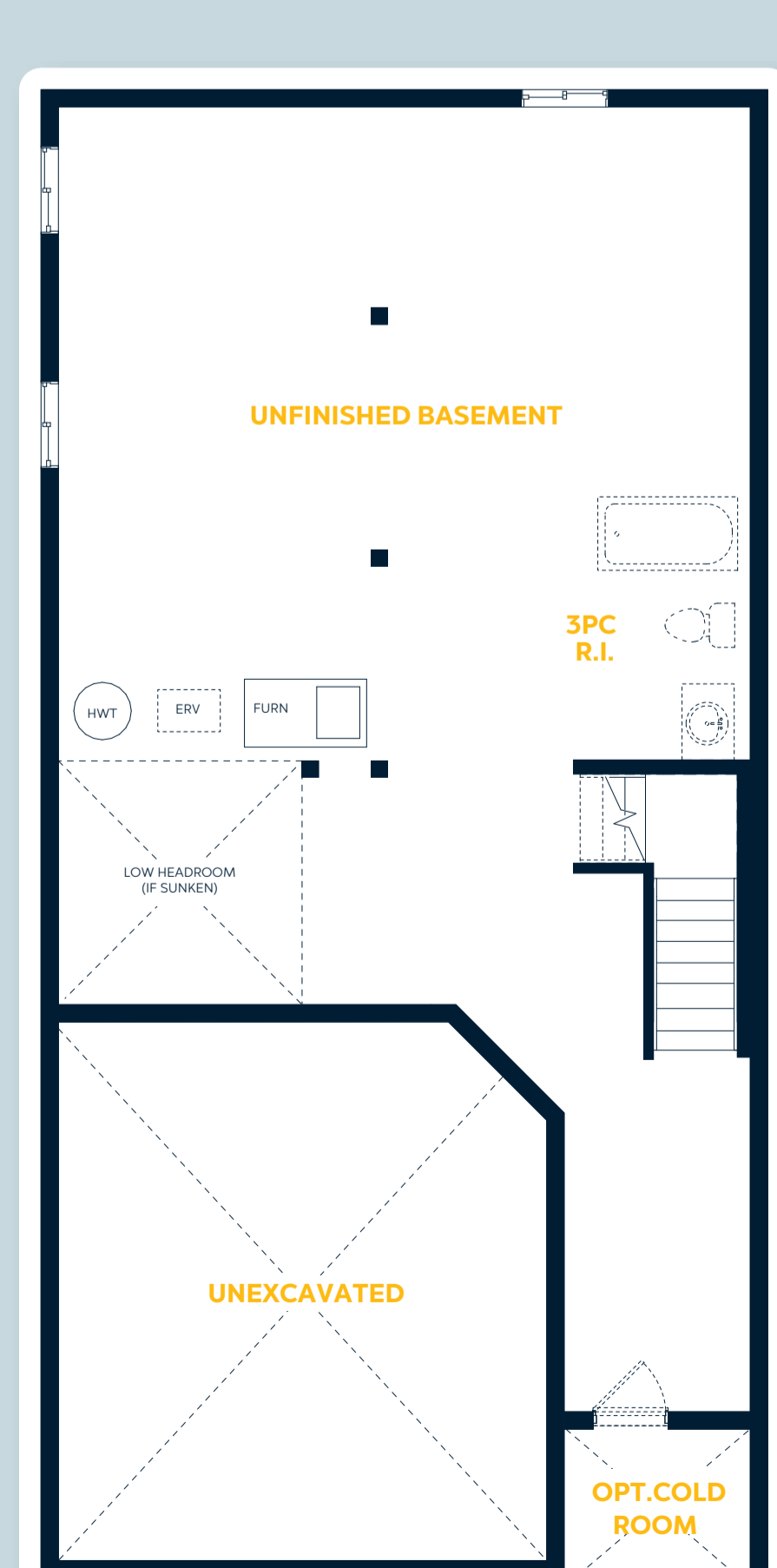
Elevation Variation

Elevation B
Front Bedrooms Variation



Basement Floor

Elevation A & B



E.&O.E. All materials, specifications and floorplans are subject to change without notice. All house renderings are artist's concept. All floorplans are approximate dimensions. Actual usable floor space may vary from stated floor area. Some designs may require upgraded lots. © Fusion Homes 2025. Reproduction of this plan is strictly prohibited.

The Knight IV

2,300 sq.ft.

3 Bedroom | 2.5 Bathroom | 2 Car Garage

Culmination Series | Tidra

34'

- Large Closets on Main Floor (Foyer and Mudroom)
- Oversized Kitchen Island
- Large Great Room
- Upper Floor Family Room
- Convenient Upper Floor Laundry

Elevations

Knight IV A

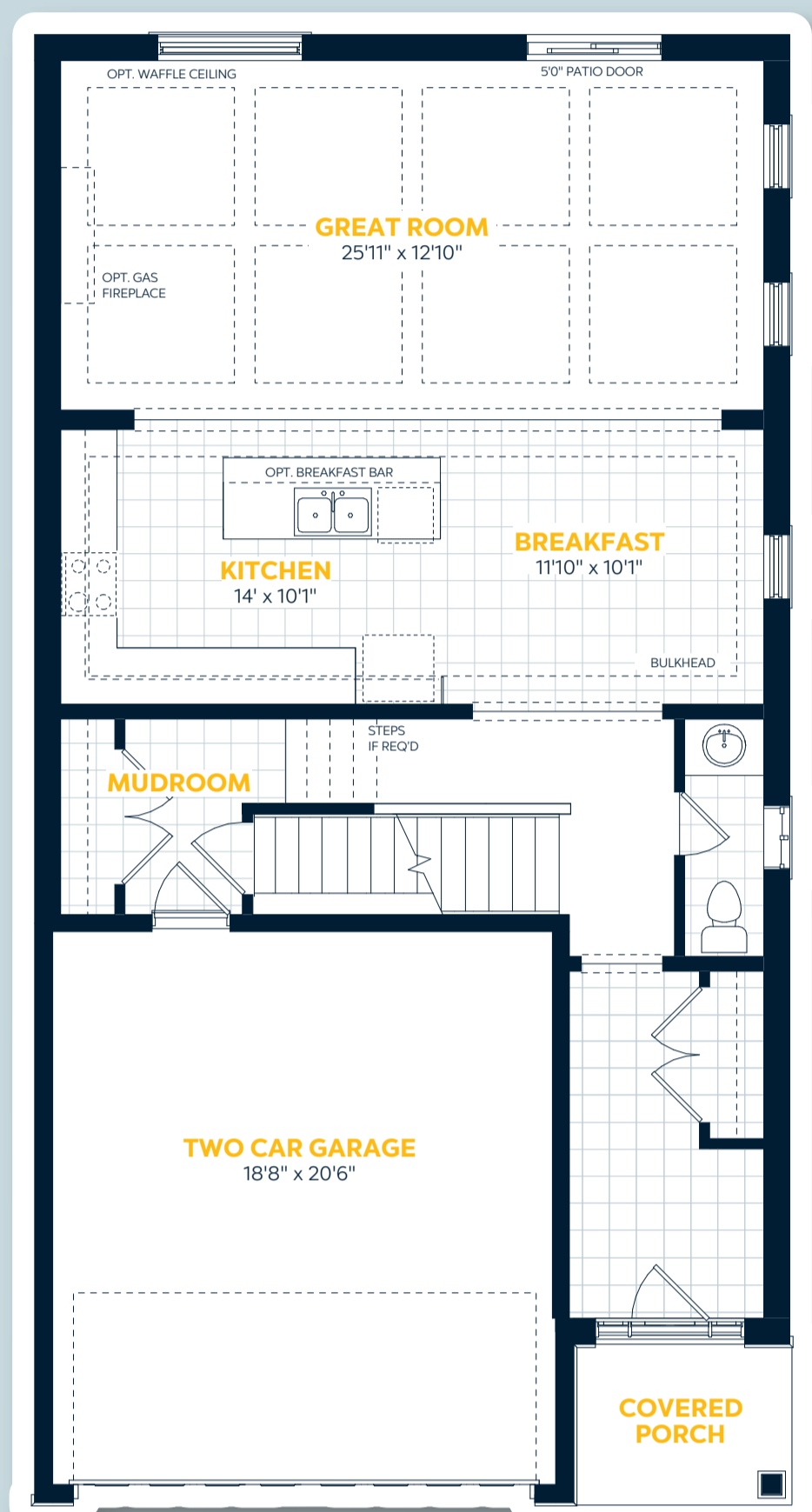


Knight IV B



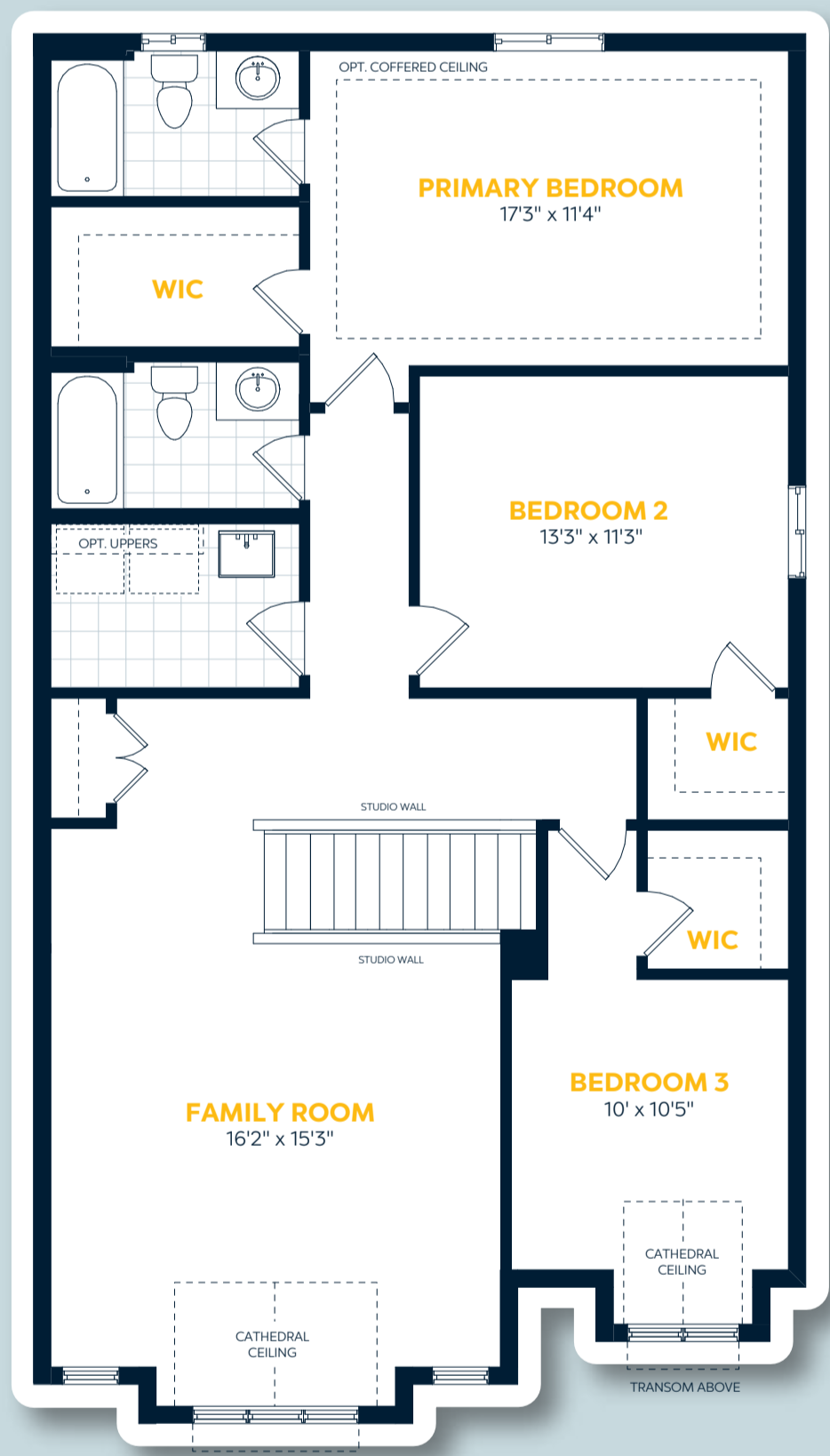
Main Floor

Elevation A



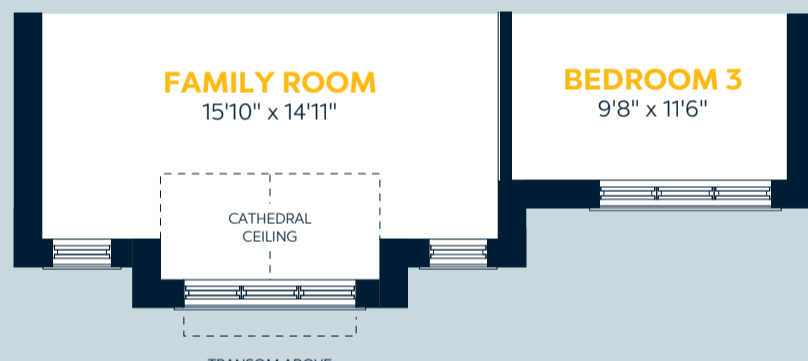
Upper Floor

Elevation A



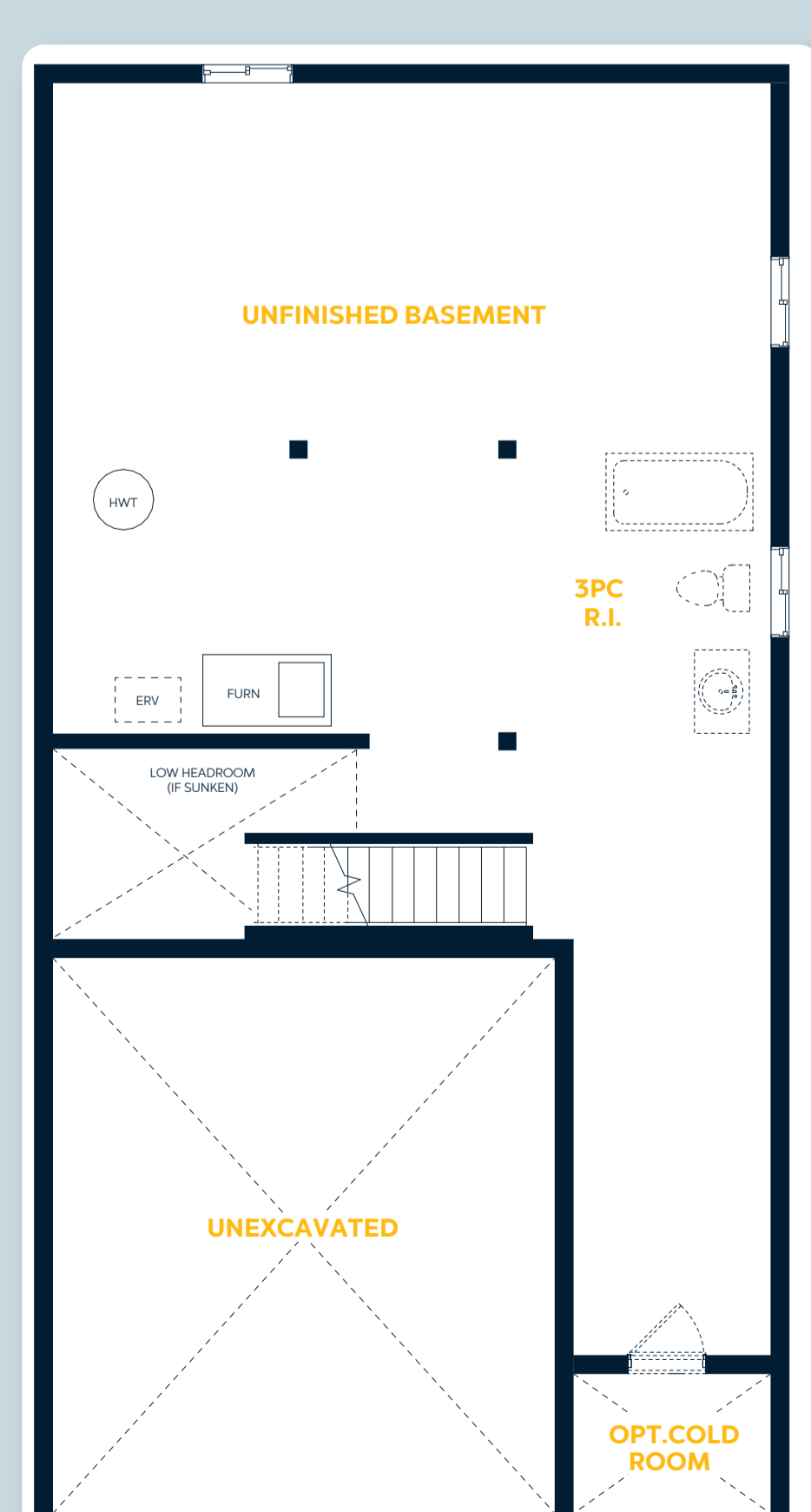
Elevation Variations

Elevation B
Front Bedroom Variation



Basement Floor

Elevation A



The Manchester IV

1,925 sq.ft.

4 Bedroom | 2.5 Bathroom | Oversized 1 Car Garage

Culmination Series | Tidra

34'

- Four Spacious Bedrooms
- Open-Concept Main Floor with Great Room Open to Kitchen
- Convenient Mud Room with Optional Built-In Seating
- Bright Open-to-Above Foyer
- Two Eating Areas

Elevations

Manchester IV A

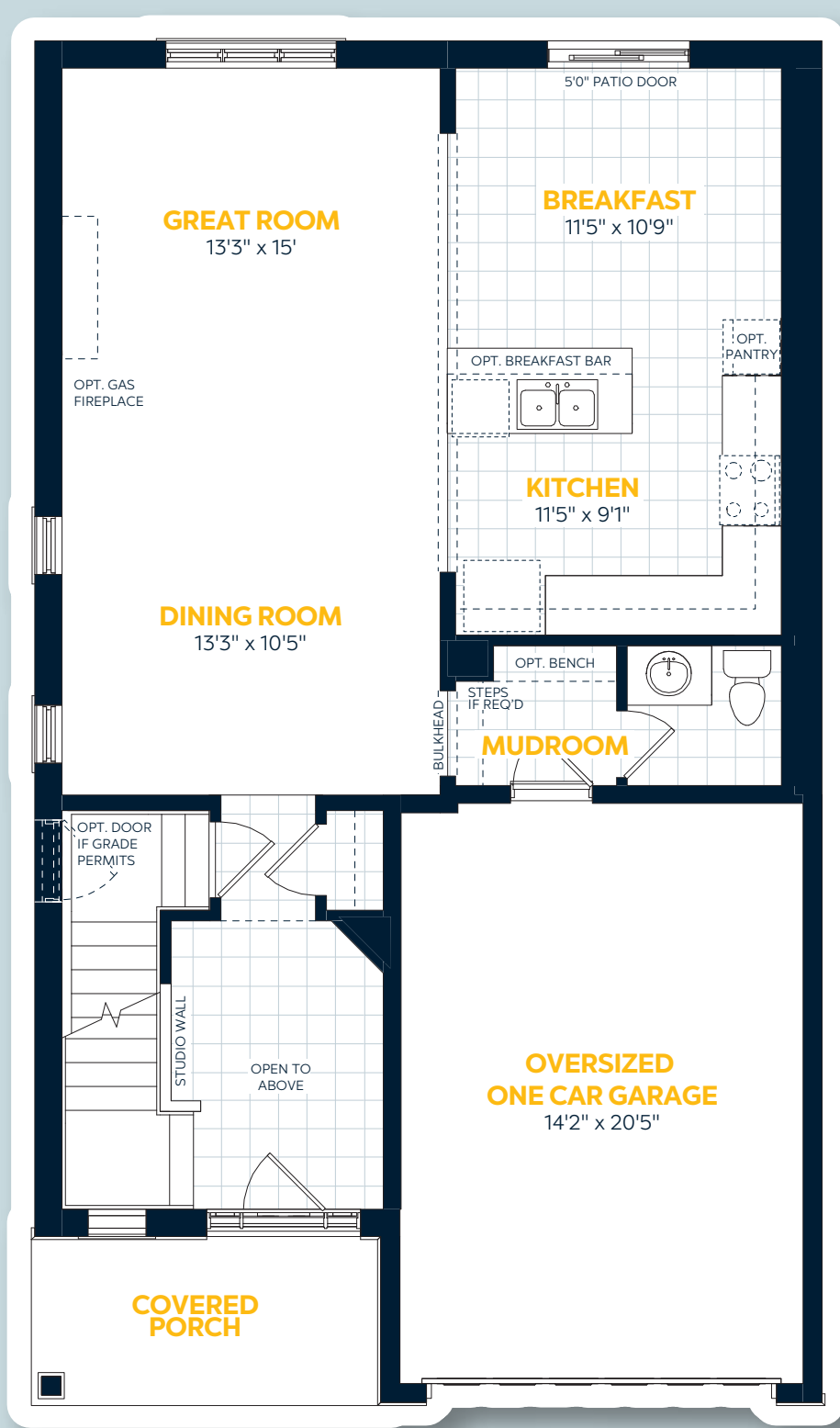


Manchester IV B



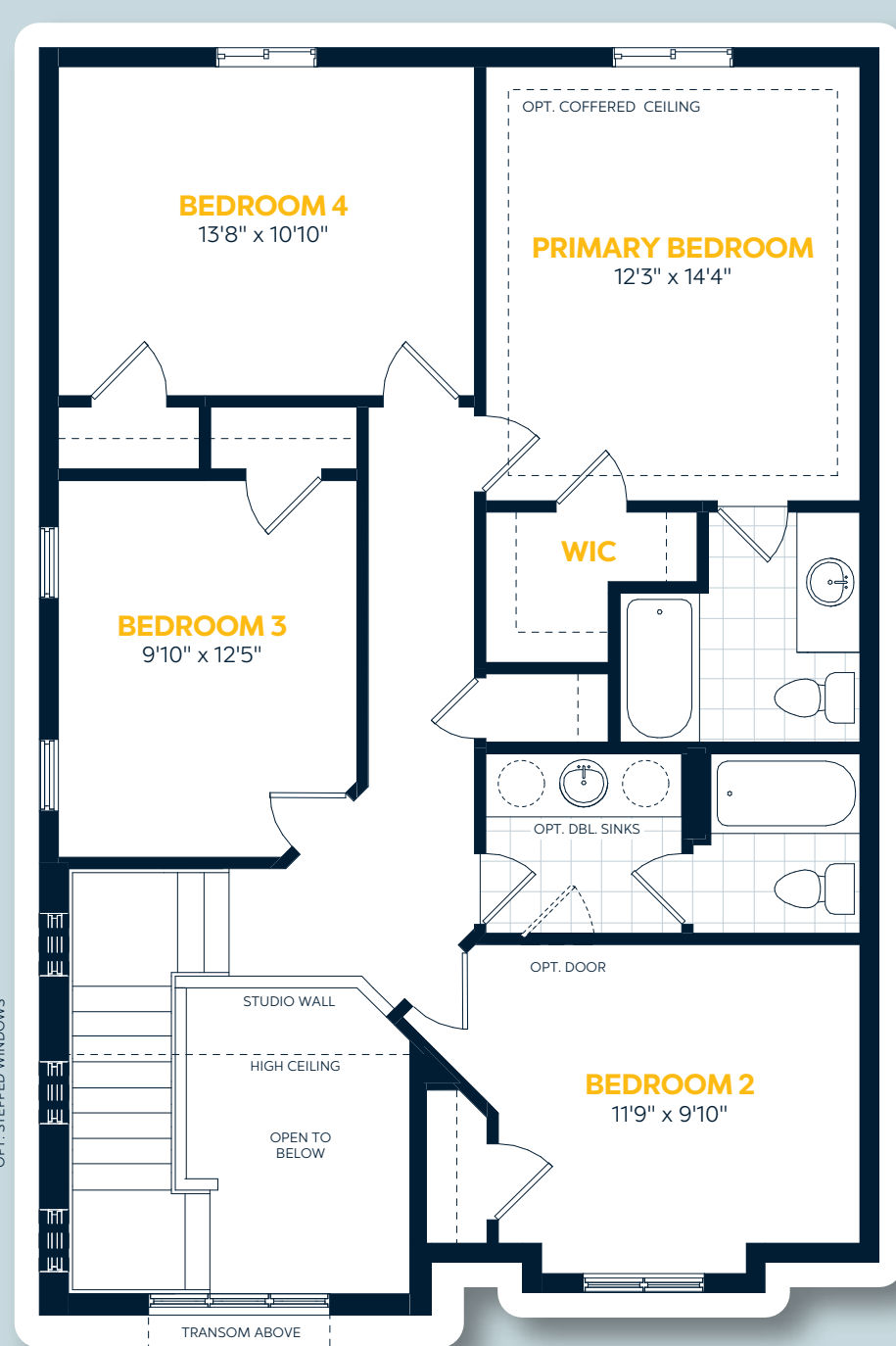
Main Floor

Elevation A & B



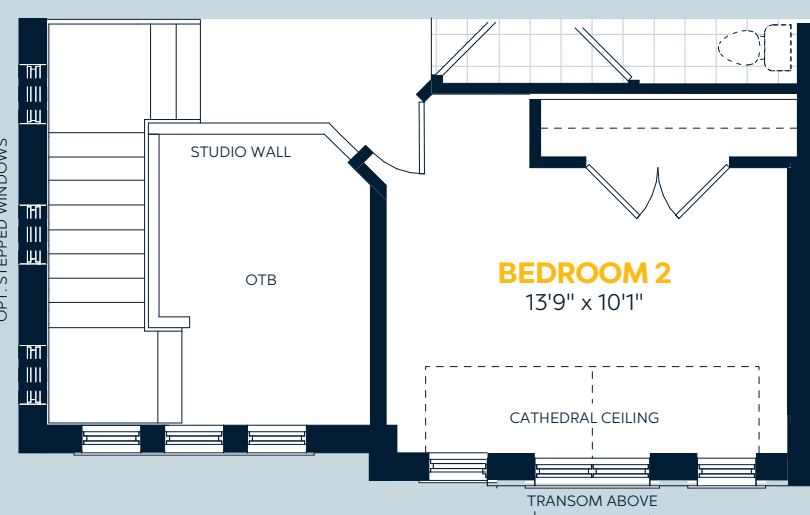
Upper Floor

Elevation A



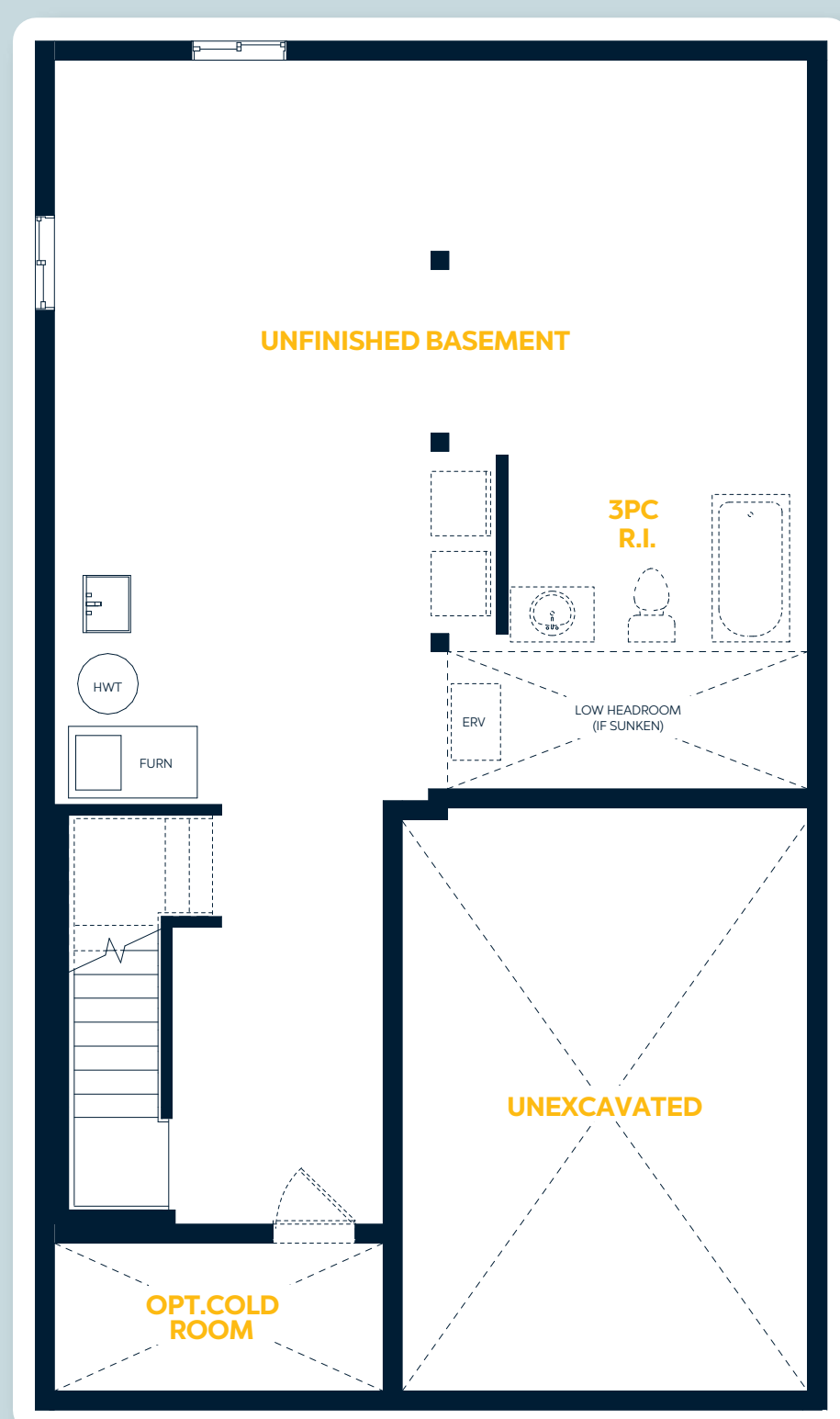
Elevation Variations

Elevation B
Front Windows and Bedroom 2 Variation



Basement Floor

Elevation A & B



E.&O.E. All materials, specifications and floorplans are subject to change without notice. All house renderings are artist's concept. All floorplans are approximate dimensions. Actual usable floor space may vary from stated floor area. Some designs may require upgraded lots. © Fusion Homes 2025. Reproduction of this plan is strictly prohibited.

The Oxford IV

1,925 sq.ft.

3 Bedroom | 2.5 Bathroom | Oversized 1 Car Garage

Culmination Series | Tidra

34'

Open-Concept Main Floor with Great Room Open to Kitchen
 Large Chef's Kitchen with an Abundance of Cabinetry
 Bright Open-to-Above Foyer
 Convenient Upper Floor Laundry

Elevations

Oxford IV A

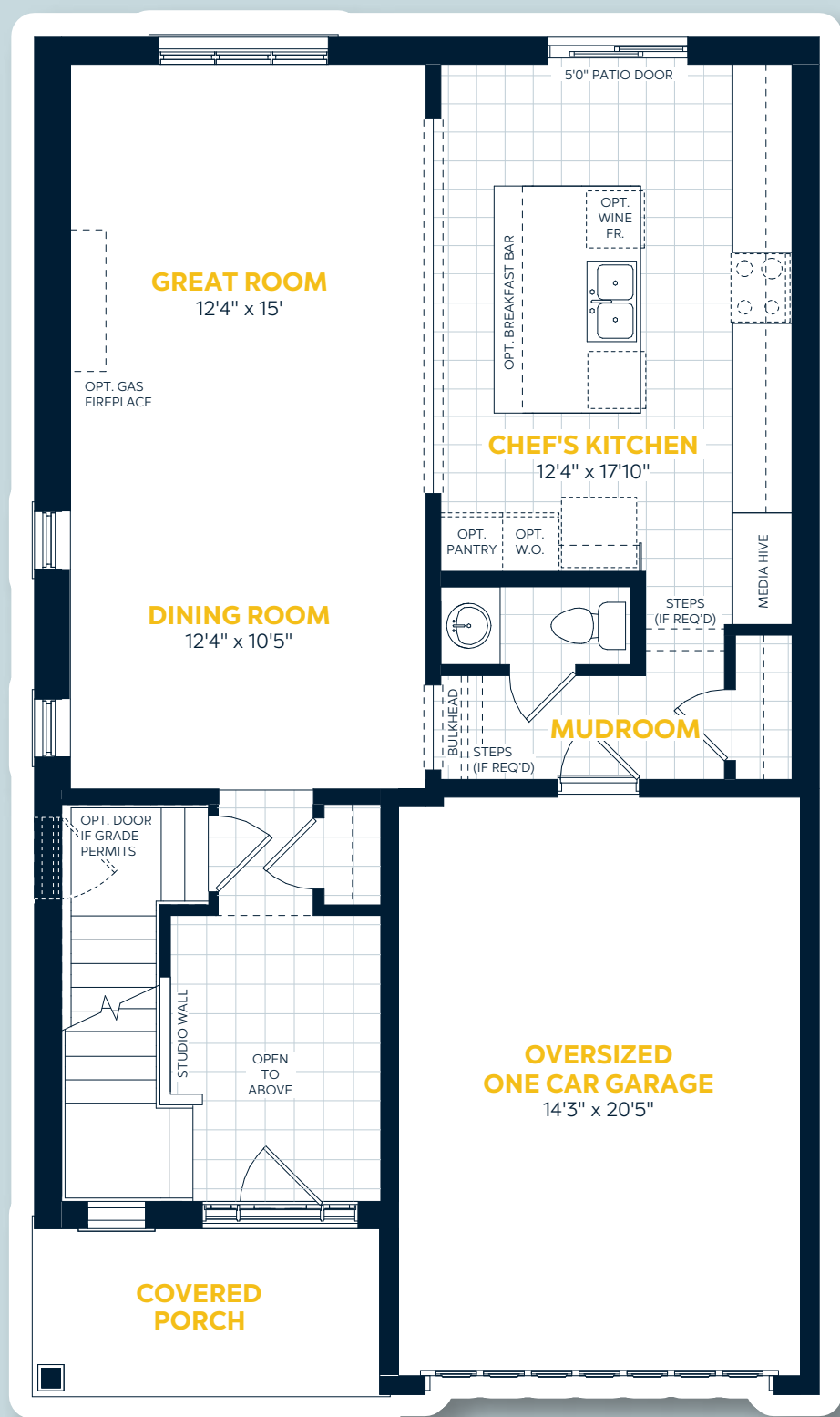


Oxford IV B



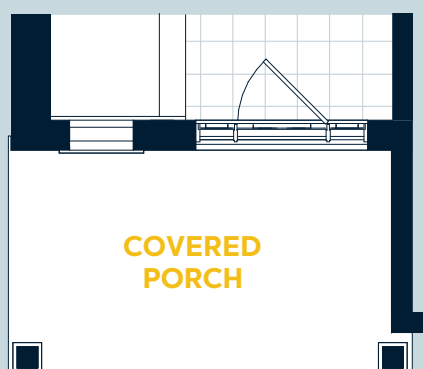
Main Floor

Elevation A



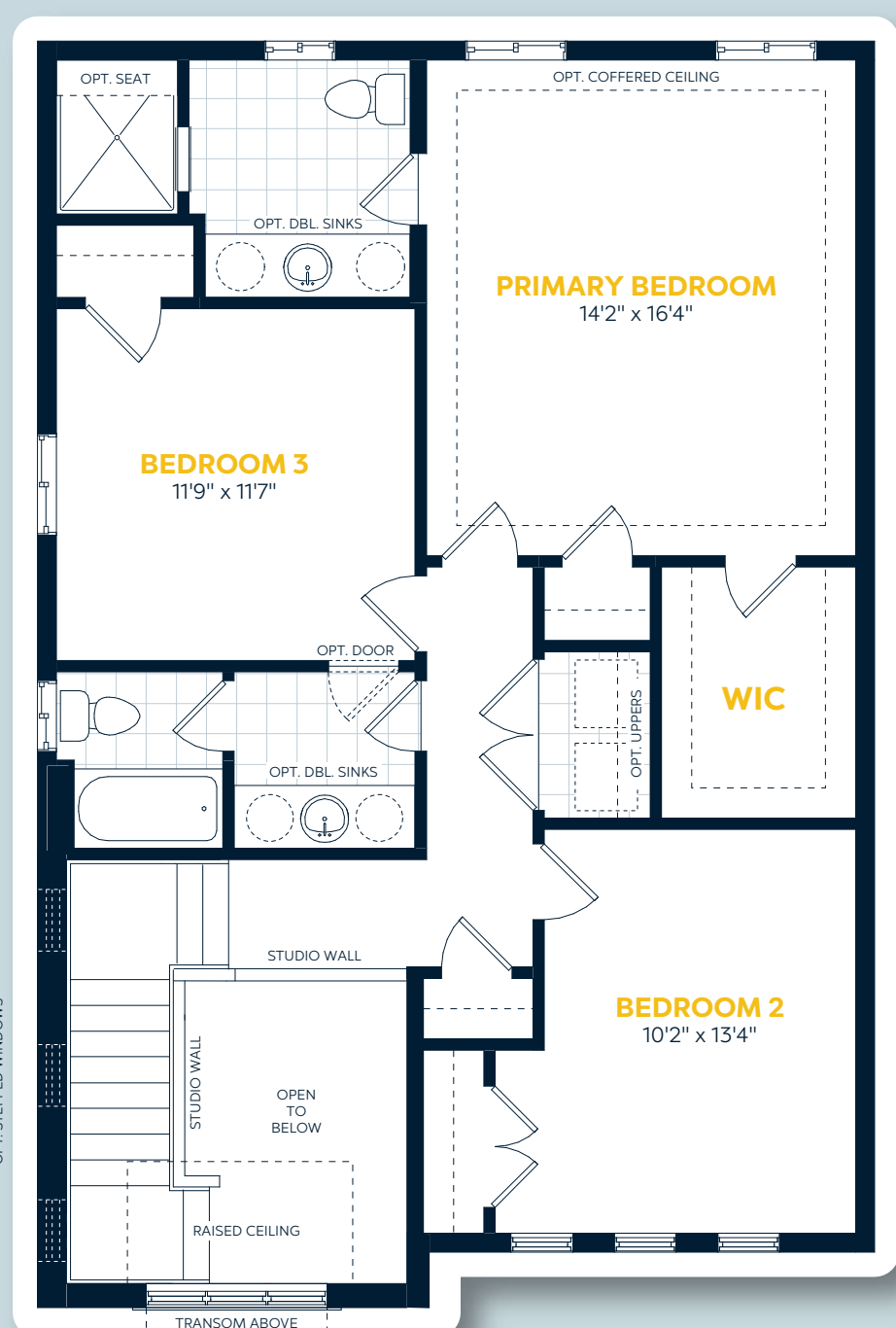
Elevation Variations

Elevation B
 Covered Porch Variation



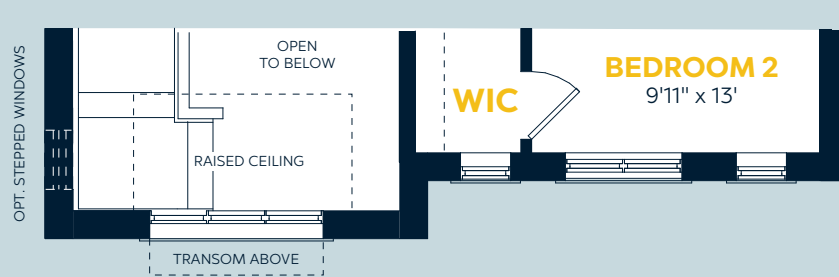
Upper Floor

Elevation A



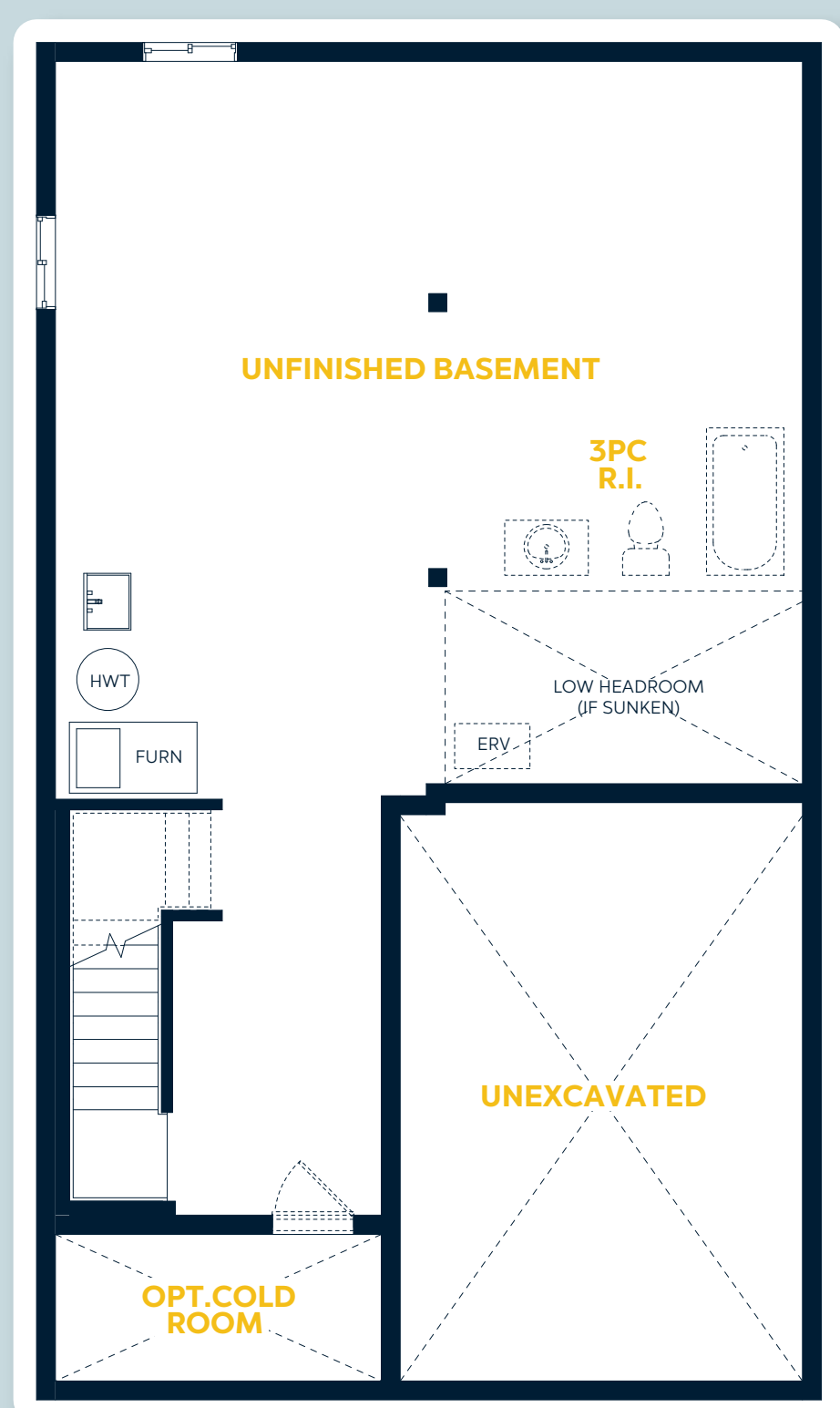
Elevation Variations

Elevation B
 Bedroom 2 Variation



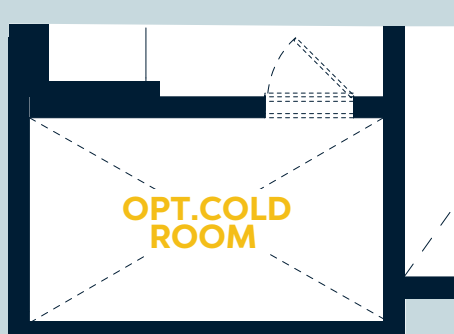
Basement Floor

Elevation A



Elevation Variations

Elevation B
 Opt. Cold Room Variation



E.&O.E. All materials, specifications and floorplans are subject to change without notice. All house renderings are artist's concept. All floorplans are approximate dimensions. Actual usable floor space may vary from stated floor area. Some designs may require upgraded lots. © Fusion Homes 2025. Reproduction of this plan is strictly prohibited.

The Rockwell IV

2,050 sq.ft.

3 Bedroom | 2.5 Bathroom | Oversized 2 Car Garage

34'

Large Foyer Closet
Additional Storage Area in Garage
Upper Floor Media Room
Walk-In Closets in All Bedrooms

Culmination Series | Tidra

Elevations

Rockwell IV A

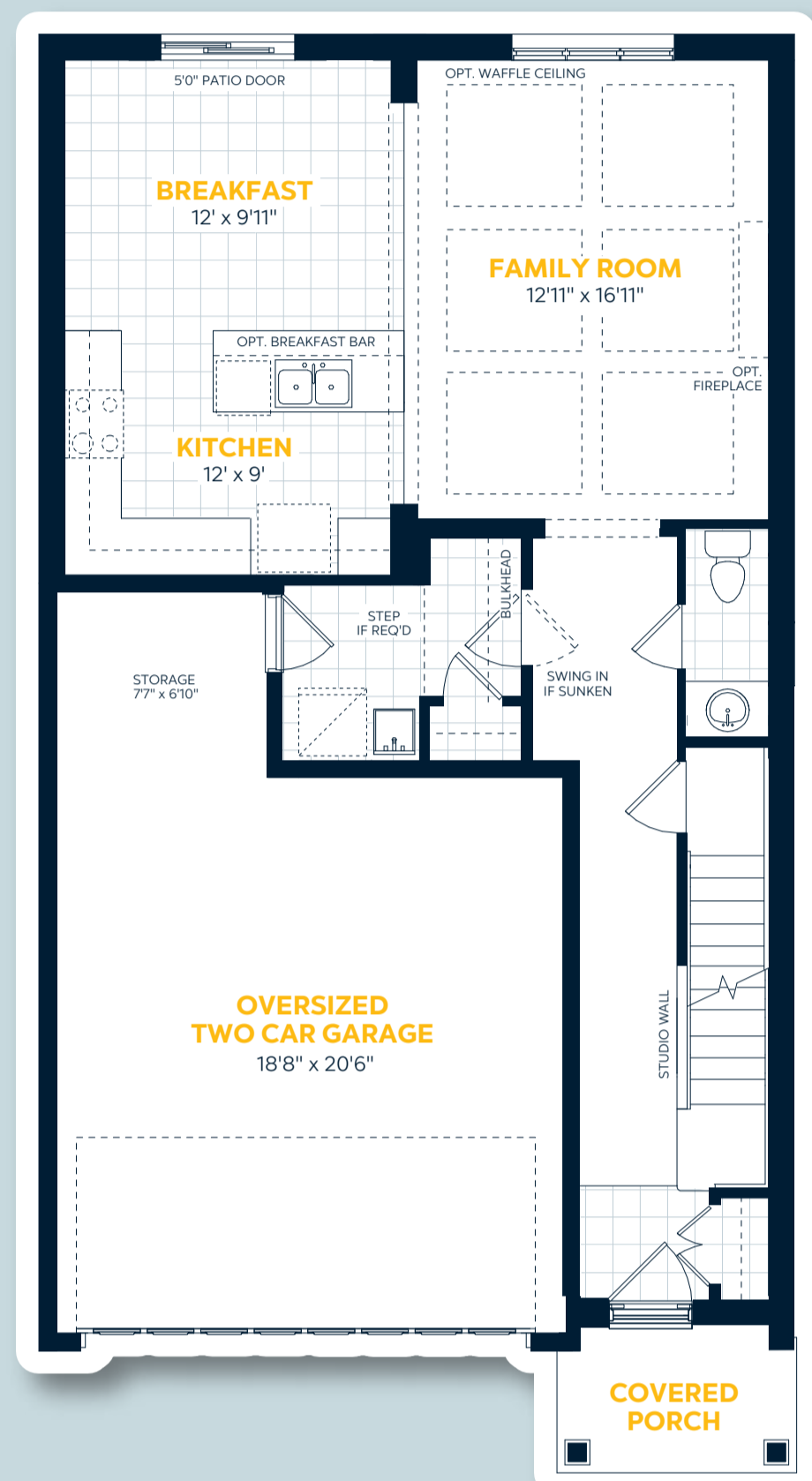


Rockwell IV B



Main Floor

Elevation A & B



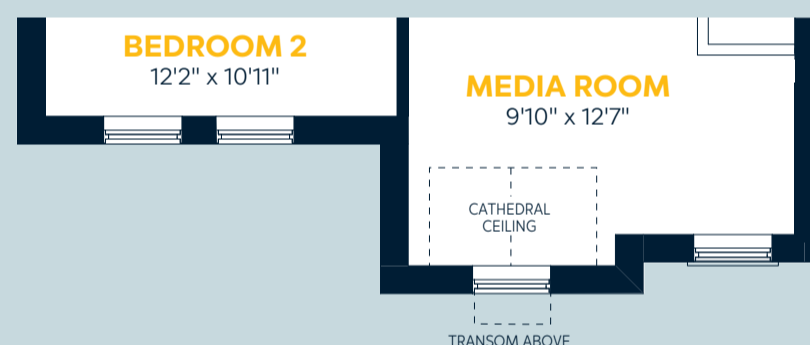
Upper Floor

Elevation A



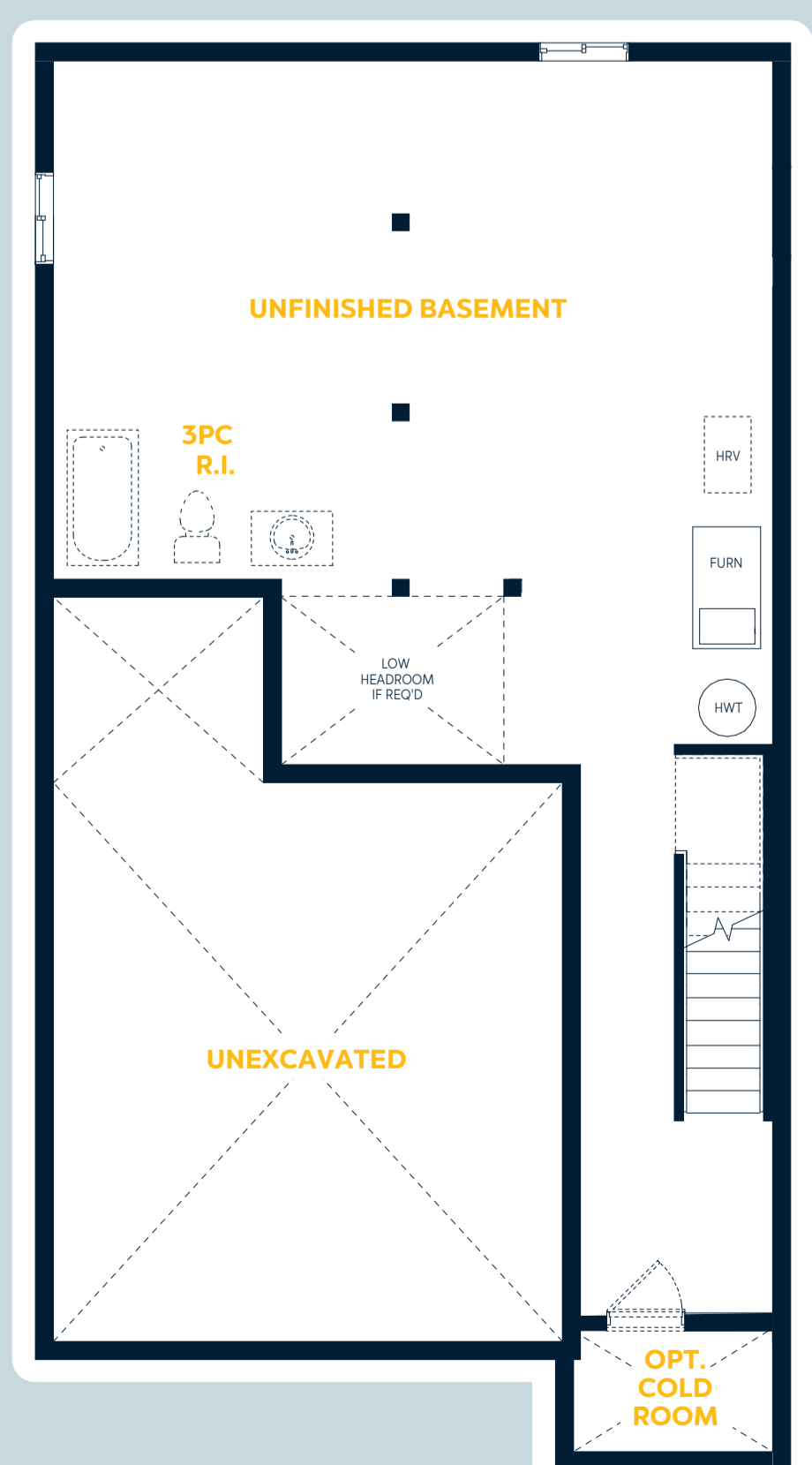
Elevation Variations

Elevation B
Bedroom 2 / Media Room Variation



Basement Floor

Elevation A & B



E.&O.E. All materials, specifications and floorplans are subject to change without notice. All house renderings are artist's concept. All floorplans are approximate dimensions. Actual usable floor space may vary from stated floor area. Some designs may require upgraded lots. © Fusion Homes 2025. Reproduction of this plan is strictly prohibited.